



**Certified  
Environmental  
Product Declaration**  
[www.nsf.org](http://www.nsf.org)

## ENVIRONMENTAL PRODUCT DECLARATION

Owner of the Declaration	<b>Atlas Molded Products: A division of Atlas Roofing Corporation</b>
EPD Program Operator	NSF Certification LLC
PCR Program Operator	UL Environment
Declaration number	EPD10299
Issue date	December 9, 2019
Period of Validity	5 years




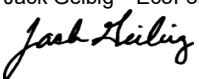
### Atlas Molded Products ThermalStar® GPS with BASF Neopor®



**MOLDED PRODUCTS**  
A Division of Atlas Roofing Corporation



## 1.0 General Information

<b>EPD Program Operator</b> 	NSF Certification LLC 789 N. Dixboro Road. Ann Arbor Michigan 48105 USA <a href="http://www.nsf.org">www.nsf.org</a>
<b>General Program Instructions &amp; version number</b>	Part A: Life Cycle Assessment Calculations and Report Requirements, Version 3.1
<b>Declaration Holder</b>	Atlas Molded Products 8240 Byron Center Ave SW Byron Center, MI 49315
<b>LCA and Declaration Prepared by</b>	Bruce Uhlman, LCACP BASF Corporation 100 Park Avenue Florham Park, NJ 07932
<b>Declaration Number</b>	EPD10299
<b>Declared Product and Declared Unit</b>	1 m <sup>2</sup> of installed Atlas Molded Products ThermalStar® GPS Type I insulation material with a thickness that gives an avg. thermal resistance (RSI) of 1 m <sup>2</sup> *K/W (5.68 ft <sup>2</sup> *hr.*F/BTU per inch) with a building service life of 75 yrs. (packaging included).
<b>Product Category and Subcategory</b>	(category) Building Related Products and Services (subcategory) Building Envelope Thermal Insulation
<b>PCR Program Operator</b> 	UL Environment 333 Pfingsten Road Northbrook, IL 60062 <a href="https://industries.ul.com/environment">https://industries.ul.com/environment</a>
<b>Reference PCRs</b>	ISO 21930:2017 and EN 15804:2012-04 serve as the core PCR along with Product Category Rules for Building-Related Products and Services; Part A (Standard 10010 version 3.1 4 <sup>th</sup> edition, May 2, 2018) and Product Category Rule (PCR) Guidance for Building-Related Products and Services; Part B: Building Thermal Insulation EPD Requirements UL 10010-1 (2 <sup>nd</sup> edition, April 10, 2018). Sub-category PCR was reviewed by Thomas Gloria, Phd (Chair), Industrial Ecology Consultants; Christoph Koffler, Phd, thinkstep and Andre Desjarlais, Oak Ridge National Laboratory.
<b>Date of Issue</b>	December 9, 2019
<b>Period of Validity</b>	5 years from date of issue
<b>Contents of the Declaration</b>	<ul style="list-style-type: none"> <li>- Product definition and material characteristics</li> <li>- Overview of manufacturing process</li> <li>- Information about in-use conditions</li> <li>- Life cycle assessment results</li> <li>- Testing verifications</li> </ul>
<b>This EPD was independently verified by NSF International in accordance with ISO 21930:2017, EN 15804, UL Part A and ISO 14025.</b> <input type="checkbox"/> Internal <input checked="" type="checkbox"/> External	Jenny Oorbeck, <a href="mailto:joorbeck@nsf.org">joorbeck@nsf.org</a> 
<b>This life cycle assessment was independently verified in accordance with ISO 14044 and the reference PCR by</b>	Jack Geibig – EcoForm, <a href="mailto:jgeibig@ecoform.com">jgeibig@ecoform.com</a> 
<b>Product's intended application and use and markets of applicability</b>	The performance properties of Atlas Molded Products ThermalStar® GPSinsulation boards make them suitable for use in many applications. The product described in this document is used in applications such as wall insulation, pitched roof insulation, External Insulation and Finish System (EIFS), cavity wall insulation, ceiling insulation, insulation for building equipment and industrial installations.
<b>Product RSL</b>	75 years
<b>EPD Type</b>	Product specific
<b>Range of data set variability</b>	Manufacturer-average
<b>EPD Scope</b>	Cradle to Gate (installation) with options (end of life)
<b>Years of reported Mfg primary data</b>	2014, 2017
<b>LCA Software &amp; Version number</b>	Gabi ts 9.2.0.58
<b>LCI Database &amp; Version number</b>	Gabi ts 9.2.0.58
<b>LCIA Methodology &amp; Version number</b>	TRACI v2.1 and CML 2001 (2016)

<b>Limitations</b>	Environmental declarations from different programs (ISO 14025) may not be comparable. Comparison of the environmental performance of Building Envelope Thermal Insulation using EPD information shall be based on the product's use and impacts at the building level, and therefore EPDs may not be used for comparability purposes when not considering the building energy use phase as instructed under this PCR. Full conformance with the PCR for Building Envelope Thermal Insulation allows EPD comparability only when all stages of a life cycle have been considered. However, variations and deviations are possible". Example of variations: Different LCA software and background LCI datasets may lead to differences results for upstream or downstream of the life cycle stages declared.
--------------------	------------------------------------------------------------------------------------------------------------------------------------------------------------------------------------------------------------------------------------------------------------------------------------------------------------------------------------------------------------------------------------------------------------------------------------------------------------------------------------------------------------------------------------------------------------------------------------------------------------------------------------------------------------------------------------------------------------------------------------------------------------------------------------------------------------

## 2.0 Product

### 2.1 Description of Companies

Neopor® Plus GPS (Graphite PolyStyrene) resin is produced by BASF in Ludwigshafen, Germany. The Neopor® Plus GPS resin is then further processed by Atlas Molded Products into ThermalStar® GPS insulation boards at one of their eleven North American manufacturing locations:

(1) 8240 Byron Center Ave SW, Byron Center, MI 49315; (2) 445 Industrial Park Drive, Martinsville, VA 24148; (3) 911 Industrial Drive, Perryville, MO 63775; (4) Privada Misiones No. 1108 Tijuana, Baja California 22244 (Mexico); (5) 1739 Fox Ridge Dr., Fond du Lac, WI, 54937; (6) 111 West Fireclay Ave., Murray UT 84107; (7) 809 E. 15<sup>th</sup> St. Washington, IA 52353; (8) 2731 White Sulphur Road, Gainesville, GA 30501; (9) 5250 N. Sherman St., Denver, CO 80216; (10) 1400 N. 3<sup>rd</sup> St., Kansas City, KS 66101; (11) 13695 Mt. Anderson St., Reno NV 89506

### 2.2 Product description

Atlas Molded Products ThermalStar® GPSinsulation boards are graphite polystyrene (GPS) with a polymeric flame retardant in uniform distribution (blowing agent: pentane).



### 2.3 Application

The performance properties of Atlas Molded Products ThermalStar® GPS insulation boards make them suitable for use in many applications. The product described in this document is used in applications such as wall insulation, roof insulation, External Insulation and Finish System (EIFS), cavity wall insulation, interior insulation, insulation for building equipment and industrial installations.

### 2.4 Technical Data

Performance data of the product in accordance with the declaration of performance with respect to its essential characteristics according to ASTM C578 Standard Specification for Rigid, Cellular Polystyrene Thermal Insulation.

Name	Value	Value	Value	Value	Unit
ASTM C578 Classification	Type I	Type VIII	Type II	Type IX	
Density ASTM C303	0.90	1.15	1.45	1.80	lbs. / ft <sup>3</sup>
Thermal Conductivity (lambda) ASTM C518	0.18	0.18	0.18	0.18	BTU"ft/hr."ft <sup>2</sup> F
Thermal Resistance ASTM C518	4.7	4.7	4.7	4.7	ft <sup>2</sup> hr."F/BTU/in
Compressive Resistance ASTM D1621	10	14	20	25	At yield of 10% deformation in psi (min)
Water Absorption by Total Immersion ASTM C272	1.1	1.1	1.1	1.1	Max volume % absorbed

Overall, Atlas Molded Products ThermalStar® GPSinsulation boards were evaluated for the following properties:

- Surface Burning Characteristics (ANSI/UL723, ASTM E84)
- Physical Properties (ASTM C578)
- Roofing Systems for Exterior Fire Exposure (ANSI/UL790, ASTM E108)
- Roof Deck Construction Material with Resistance to Internal Fire Exposure (ANSI/UL1256)
- Flammability Testing for Use in Attics and Crawl Spaces (AC12, App. A and B)
- For Use on Exterior Commercial Walls (NFPA 285)
- Material Emissions (UL2818 and California Department of Public Health, CDPH/EHLB/Standard Method)

### 2.5 Delivery status

Neopor® F5300 Plus GPS resin is supplied to Atlas Molded Products at their North American manufacturing locations listed in section 2.1 as lens-shaped granules. Atlas Molded Products provides ThermalStar® GPS insulation boards at various densities and shapes to the construction industry. Atlas Molded Products is a verified molder under the BASF Neopor® Brand Marketing Agreement that utilize BASF Neopor® resins in their UL certified end-use products.

### 2.6 Base materials / Ancillary materials

Atlas Molded Products ThermalStar® GPS insulation boards are made from the expansion of Neopor® resin through the use of a blowing agent. The Neopor® F5300 Plus GPS resin consists of polystyrene, a blowing agent, graphite and a flame retardant. The composition range for the resin is: polystyrene (85% - 90% by weight), pentane/isopentane (3% - 7% by weight), graphite (3% - 7% by weight) and a polymeric flame retardant (0.5% - 2.0% by weight).

For the preparation of flame-retardant polystyrene granules, a polymeric flame retardant (polymer FR) with about 1.1% by mass is added. Polymer-FR is a brominated styrene-butadiene copolymer (CAS No 1195978-93-8) that is not subject to the REACH Regulation for Substances of Very High Concern. To improve the insulation performance, graphite is added. As a result, the reflection and absorption behavior of heat radiation is changed, whereby the insulating performance of the product is improved with low layer thickness and density. The pentane assists in the expansion process and is released partly during and shortly after production (aging process).

In addition to the basic materials, the manufacturer does not use any secondary polystyrene material that



# MOLDED PRODUCTS

A Division of Atlas Roofing Corporation



is reused during the production process. No other additives are used in relevant amounts. Polystyrene and pentane are produced from oil and natural gas, and therefore linked to the availability of these raw materials.

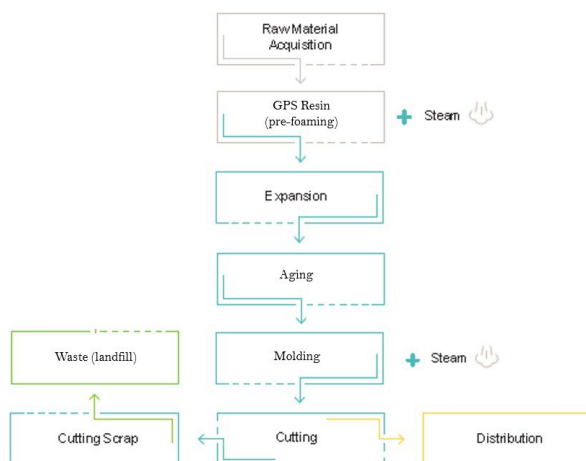
## 2.7 Manufacture

For the production of Atlas Molded Products ThermalStar® GPSinsulation boards, a multi-stage process is carried out. At the beginning Neopor® Plus GPS resin is produced by BASF SE at their Verbund site in Ludwigshafen, Germany followed by the foaming and molding processes at Atlas Molded Products in various sites across North America. The conversion process of GPS granules to foamed insulation boards consists of the following manufacturing stages: pre-foaming, conditioning, block molding and finally cutting into the desired sizes.

During the pre-foaming stage, the resin is foamed with the aid of steam and the blowing agent pentane. Subsequently, the expanded granules are stored in air-permeable silos. Due to the diffusing air, the GPS foam particles receive the necessary stability for further processing.

The most commonly used method of producing GPS insulation boards is block molding followed by cutting. In this process, the GPS foam particles are filled into large block-shaped forms and foamed with steam. Then the blocks are cut into boards using mechanical or thermal cutting equipment. Additional edge profiling (tongue and groove or shiplap) can be added through milling machining.

Cut offs are disposed of as waste to landfill.



## 2.8 Environment and health during manufacturing

During the storage (aging) and processing of Atlas Molded Products ThermalStar® GPS insulation boards, pentane escapes the panels. Especially when cutting the foam with heated wires, good ventilation in the working area is necessary. This is because the vapor contains pentane and small amounts of styrene. Therefore, manufacturing areas

should be well-ventilated and maximum workplace concentrations for styrene and pentane must be considered.

No ozone depleting substances as regulated by the EPA, such as CFC or HCFCs, are used as blowing agents for the production of Atlas Molded Products ThermalStar® GPS insulation materials.

This product contains styrene, which is listed as a hazardous air pollutant (Clean Air Act). This product contains pentane and residual styrene monomer, which OSHA defines as a hazardous chemical (SARA Title III Regulations). This product may be portable under SARA sections 311 and 312, depending on the maximum on-site storage volumes. This product contains a substance subject to a Significant New Use Rule (SNUR) or consent order restriction: TSCA § 5(a) final Significant New Use Restriction (SNUR) 40 CFR 721.10280. Pentane has a CERCLA recordable quantity (RQ) of 100 pounds. All ingredients are listed on the TSCA inventory. This material contains detectable amounts of some chemicals known to the State of California to cause cancer. Styrene oxide is listed as known to the State of California to cause cancer. Styrene oxide is a metabolite of styrene monomer. Pentane, isopentane and graphite are covered by PA, MA and NJ Right To Know (RTK) acts.

## 2.9 Product processing/Installation

Thermally insulating a building with Atlas Molded Products ThermalStar® GPSinsulation boards products is an effective path toward sustainable energy savings. Additionally, Atlas Molded Products ThermalStar® GPS insulation boards are relatively light weight making them easy to process and to work with.

The insulation boards are dimensionally stable and absorb virtually no moisture. This is not only of great importance for the entire life cycle of the building but also for the construction phase.

For all applications, the relevant standards and building codes as well as manufacturer instructions must be observed. Compliance with model building codes does not always ensure compliance with state or local building codes, which may be amended versions of these model codes. Always check with local building code officials to confirm compliance

Depending on the application, Atlas Molded Products ThermalStar® GPSinsulation boards can be adhered to a wall with system approved adhesives or can be mechanically fastened. Different systems require different fastening requirements so consult your system supplier guidelines. Installation does not require any energy or water usage.

## 2.10 Packaging

External factors, such as solar energy



# MOLDED PRODUCTS

A Division of Atlas Roofing Corporation



conveyed via reflective surfaces, can create excessive heat build-up within insulation products made of Neopor® GPS foam. Excessive heat-build-up can damage insulation products made of Neopor® GPS foam. Precautionary measures taken in the packaging, storage, transportation and installation of insulation products made of Neopor® GPS foam can help minimize the potential for damage. Insulation products and foam surfaces should be protected at all times from reflected sunlight and prolonged solar exposure. Atlas Molded Products ThermalStar® GPS insulation boards should be packed in white opaque polyethylene plastic bags. Finally, this opaque film packaging is recyclable and can be recycled where suitable return systems exist. However, the recycling of the packaging film is not considered in this EPD.

## 2.11 Condition of use

Water pick up by capillarity does not occur with Atlas Molded Products ThermalStar® GPS insulation boards, due to the closed cell structure. The thermal insulation performance of Atlas Molded Products ThermalStar® GPS is practically unaffected by exposure to water or water vapor due to its drying capability should it ever become wet.

Properly installed Atlas Molded Products ThermalStar® GPS insulation boards are durable with respect to their insulation, structural and dimensional properties. They are water resistant, resistant against microorganisms and against most chemical substances. It should not, however, be brought into contact with organic solvents.

The application of insulation material has a positive impact on energy efficiency of buildings. Quantification is only possible in context with the construction system of the building.

Dependent on the specific material and the frame conditions of installation, residual pentane may diffuse. Quantified measurements and release profiles cannot be declared.

## 2.12 Environment and health during use

Atlas Molded Products ThermalStar® GPS insulation boards in most applications are neither in direct contact with the environment nor with indoor air. However, when naked EPS/GPS products were tested for VOC emissions, the emissions proved to be below the limit values in countries with such regulation (see section 6.1). Atlas Molded Products ThermalStar® GPSinsulation boards have also achieved GREENGUARD Gold certification to UL 2818, product certification for low chemical emissions for building materials, finishes and furnishings.

## 2.13 Reference service life

If applied correctly, the lifetime of Atlas Molded Products ThermalStar® GPSinsulation boards is equal to the building life time, usually without requiring any maintenance. The reference service life considered is 75 years.

## 2.14 Extraordinary effects

The following is a listing of the standards required for the testing, evaluation and approval of Atlas Molded Products ThermalStar® GPS insulation boards for use in the intended applications and markets as identified in this document.

### Fire

Atlas Molded Products ThermalStar® GPSinsulation boards are fire and code approved by UL and ICC for ASTM E84, NFPA 285 and NFPA 286 for use in commercial cavity wall with a wide range of cladding approvals.

Finished Atlas Molded Products ThermalStar® GPS up to a maximum density of 2.0 lbs./ft<sup>3</sup> and a maximum thickness of 6 ins. are qualified to bear a label with a flame-spread index of 25 or less and a smoke-developed index of 450 or less when tested in accordance with ANSI/UL723 (ASTM E84), provided the finished boards are listed and labeled by an approved agency.

Neopor® F5300 Plus GPS granules achieve the fire classification Euroclass E according to [DIN EN 13501-1] and according to B1 [DIN 4102-1].

### Water

Atlas Molded Products ThermalStar® GPSinsulation boards are chemically neutral and not water soluble. No water-soluble substances are released, which could lead to pollution of ground water, rivers or lakes. Because of the closed cell structure, Atlas Molded Products ThermalStar® GPSinsulation boards can be used even under moist conditions. In the case of unintended water ingress, e.g. through leakage, there is normally no need for replacement of the insulation board. The insulation value of the board remains almost unchanged in moist conditions and the insulation will dry when the source of moisture is removed.

### Mechanical destruction

Not relevant for Neopor® Plus GPS based products that have superior mechanical properties.

In summary, a listing of all standards required for testing, evaluation and approval of Atlas Molded Products ThermalStar® GPSinsulation boards for use in the applications and markets identified are:

- ICC-ES Acceptance Criteria for Foam Plastic Insulation (AC12), dated June 2012
- ICC-ES Acceptance Criteria for Quality Documentation (AC10), dated June 2014



# MOLDED PRODUCTS

A Division of Atlas Roofing Corporation



- ANSI/UL723 (ASTM E84), Test for Surface Burning Characteristics of Building Materials
- ANSI/UL790 (ASTM E108), Standard Test Methods for Fire Tests of Roof Coverings
- ANSI/UL1256, Standard for Fire Test of Roof Deck Constructions
- ASTM C578, Standard Specification for Rigid, Cellular Polystyrene Thermal Insulation
- UL2818, GREENGUARD Certification Program for Chemical Emissions for Building Materials, Finishes and Furnishings
- NFPA 285, Standard Fire Test for Evaluation of Fire Propagation Characteristics of Exterior Non-Load-Bearing Assemblies Containing Combustible Components
- California Department of Public Health, CDPH/EHLB/Standard Method V.1.1

## 2.15 Re-use phase

The reuse of GPS foam from production waste has been working for many years and has proven itself very well. Production residues due to cut-outs or edge profiles can be reused in the production plants. However, for this analysis, re-use of GPS scrap was not included in the calculation of the LCA results. For End-of-Life options, construction techniques can be employed to maximize the separation of GPS insulation boards at the end of life of a building to maximize the potential for re-use. Another option for re-use is to leave the GPS insulation boards in place when the existing construction is thermally upgraded.

## 2.16 Disposal

Finished insulation boards are not regulated by either RCRA or CERCLA. Disposal of Atlas Molded Products ThermalStar® GPSinsulation boards should be in accordance with national, state and local regulations. Product should not be discharged into waterways or sewer systems without proper authorization.

The recycling of GPS waste to produce new GPS insulating materials is possible if a separation of building materials by type is guaranteed. Ground recycled material can easily be used as a lightweight aggregate for mortar and concrete. It is also used as an additive for PS-light concrete, plaster for containment and light plaster as well as in the clay industry.

Recycling of GPS though has not been included in the calculation of the LCA or this EPD.

At the end of its life cycle, Atlas Molded Products ThermalStar® GPSinsulation boards can be disposed of to landfill or thermally incinerated.

Embedded energy in GPS insulation boards can be recovered in municipal waste incinerators equipped with energy recovery units for steam and electricity generation and for district heating where available.

In this EPD EoL is considered with 100% landfill disposal which is currently the most common practice. Within the landfill modeling, a portion of the landfill gas is collected for combustion via flare or for direct use as steam and/or electricity production.

For domestic transportation purposes, this product is not regulated as a hazardous material by the US Department of Transportation (DOT) under Title 49 of the Code of Federal Regulations.

## 2.17 Further information

Additional information can be found at <http://www.neopor.basf.us/> and <https://www.atlasmoldedproducts.com/>

## 3.0 LCA: Calculation rules

### 3.1 Declared Unit

The declared unit calculated in the LCA is in conformance with EN 15804 and the relevant sub-category PCR (Part B) for Building Envelope Thermal Insulation and is defined as 1 m<sup>2</sup> of installed ThermalStar® GPSType I insulation board with a thickness that gives an average thermal resistance (RSI) of 1 m<sup>2</sup>\*K/W (5.68 ft<sup>2</sup>\*hr.\*F/BTU per inch) with a building service life of 75 years (packaging included). Relative to this declared unit, the mass of the described insulation board is 0.433 kg (0.98 lbs.).

Conversion factors are listed in the table below to convert the declared unit to 1 kg and 1 m<sup>3</sup> of material.

Name	Value	Unit
Declared Unit	0.98 (0.43)	lbs. (kgs.)
Declared Unit	1.21 (0.0307)	ins. (m)
Gross density	0.9	lbs./ft <sup>3</sup>
Conversion factor to 1 m <sup>3</sup>	32.6	-
Conversion factor to 1 kg	2.3	-

### 3.2 System boundary

Type of EPD: Cradle-to-gate (installation) - with options (end-of-life).

The modules considered in the Life Cycle Assessment are:

- A1: Raw materials supply
- A2: Transport to manufacturer
- A3: Manufacturing
- A4: Transport to construction site
- A5: Assembly
- C1: Demolition
- C2: Transport to waste treatment

- C3: Waste processing
- C4: Disposal
- D: Reuse, recovery or recycling potential

The analysis of the product life cycle includes production of the basic materials, transport of the basic materials, manufacture of the product and the packaging materials and is declared in module A1-A3. Transport of the product is declared in module A4, and disposal of the packaging materials and any insulation trim in module A5. The use stage is not considered in the LCA calculations. The end-of-life scenarios include the transport to end-of-life stage (C2), effort of material treatment (C3) and emissions of landfilling of waste (C4). Due to a non-existing separation of C3 and C4 in the background data, the environmental impacts are shown in sum in module C3/C4. For waste disposal, gained energy from any recovery of landfill gas and subsequent use in generating thermal energy or electricity are declared in module D, beyond the system boundary.

### 3.3 Estimates and assumptions

All inputs and outputs of the production of Neopor® F5300 Plus GPS resin in Ludwigshafen, Germany by BASF and the production of thermal insulation boards by Atlas EPS in North America, were considered in the calculation. Generic data were used for externally purchased raw materials from suppliers as these materials are not produced by BASF SE or Atlas Molded Products. Assumptions were made for modules A2, A5, C2 and D. Transport distances of key raw materials to the manufacturing site (A2) were determined using the supplier's postal addresses. For A5 (assembly) around 1.5% installation/construction trim waste was assumed and a distance of 175 miles by diesel truck with an adjusted utilization ratio of 6.7% was used. Credits for the avoided production of electricity and steam in another product system, due to landfill gas recovery, were considered for manufacturing trim waste (A3) and construction waste (A5).

### 3.4 Cut-off criteria

All major inputs and outputs to processes where data was available related to the scope defined by this assessment were included in the analysis. There was coverage of at least 95 % of mass and energy of the input and output flows, and 98 % of their environmental relevance. There were no critical uncertainties or gaps in the data collection or assessment process. Primary data of the production processes were considered. In the case of module C1 (deconstruction), insufficient data for the process was available but expert opinion felt the impacts during this module would fall under the cut off criteria of 1% of the total energy or total mass input assessed in this LCA. No known flows were deliberately excluded from the LCA and subsequent EPD.

### 3.5 Period under review

The period under review for the BASF primary data related to the production of the Neopor® F5300 PLUS GPS resin, was 2017. For the production of Atlas Molded Products ThermalStar® GPS insulation boards, the period under review was 2014 for the eleven Atlas Molded Products manufacturing

locations.

### 3.6 Allocation

During the production of Atlas Molded Products ThermalStar® GPSinsulation boards no co-products are produced therefore no allocation was necessary for the processes under the manufacturers control. All credits from exported thermal energy or electricity generated at the landfill sites containing packaging or product waste are allocated to module D.

### 3.7 Comparability

Environmental declarations from different programs (ISO 14025) many not be comparable. Comparison of the environmental performance of thermal insulation using EPD information shall be based on the product's use and impacts at the building level, and therefore EPDs may not be used for comparability purposes when not considering the building energy use phase as instructed under this PCR.

EPD comparability is only possible when all stages of a life cycle have been considered, when they comply with all referenced standards, use the same sub-category PCR, and use equivalent scenarios with respect to construction works. However, some deviations and variations are possible. Example of variations could be different LCA software and background LCI datasets which may lead to different results for upstream or downstream life cycle stages declared.

### 3.8 Background data

For life cycle modelling of the declared Atlas Molded Products ThermalStar® GPSinsulation boards, the software solution GaBi ts 9.2 of thinkstep AG was used. Only background data from the GaBi ts 9.2 software were considered in the calculation to ensure the comparability of the results.

### 3.9 Data quality

For life cycle assessment of the considered products, the GaBi ts Software System for Life Cycle Engineering and GaBi ts database were used. An overall data quality assessment is provided in the table below.

### Data Quality Assessment






# MOLDED PRODUCTS

A Division of Atlas Roofing Corporation



Name of data set	unit	Source	Reference year	Region	Technological Representativeness	Overall Quality Assessment Score
<b>Energy Carriers - Electricity</b>						
Heavy fuel oil at refinery from crude oil (1.0wt.% S)	kg	Gabl thinkstep	2014	EU-27	Very Good	Good
Diesel mix at filling station from crude oil and biocomponent	kg	Gabl thinkstep	2014	US	Very Good	Good
Mexico Electricity grid mix AC, technology mix consumption mix, to consumer <1KV	MJ	Gabl thinkstep	2014	Mexico	Good	Good
Electricity grid mix – SRMV	MJ	Gabl thinkstep	2014	SRMV, eGrid	Excellent	Good
Electricity grid mix – RFCM	MJ	Gabl thinkstep	2014	RFCM, eGrid	Excellent	Good
Electricity grid mix – SRVC (without PJM)	MJ	Gabl thinkstep	2014	SRVC, eGrid	Excellent	Good
Electricity grid mix (production mix, US eGRID)	MJ	Gabl thinkstep	2014	US	Excellent	Good
Thermal energy from natural gas (eGrid)	MJ	Gabl thinkstep	2014	US	Excellent	Good
wood chips, from industry, mixed, burned in furnace	MJ	ecolvent	2000	Switzerland	Good	Good
Thermal energy from LPG technology mix production mix, at heat plant	kg	Gabl thinkstep	2014	US	Good	Good
<b>Transport</b>						
Heavy Heavy-duty Diesel Truck / 53,333 lb payload - 8b	kg	Gabl thinkstep	2017	US	Very Good	Good
Container ship, 27500 dwt payload capacity, ocean going	kg	Gabl thinkstep	2017	Global	Good	Good
Rail transport cargo - average, average train, gross tonne weight 1000t / 726t payload capacity	kg	Gabl thinkstep	2018	Global	Good	Good
<b>Material Inputs</b>						
Neopor F 5300 Base Plus resin with additives	kg	BASF	2017	Germany	Excellent	Very Good
Neopor F 5300 Base Plus resin	kg	BASF	2017	Germany	Excellent	Very Good
<b>Packaging</b>						
Polyethylene Film (PE-HD) without additives technology mix	kg	Gabl thinkstep	2014	Germany	Very Good	Good
Corrugated board (2012) technology mix	kg	Gabl thinkstep, FEFCO	2017	EU-27	Good	Good
wooden pallet	kg	BASF	2016	Global	Good	Good
<b>Utility Inputs</b>						
Tap water from groundwater (for regionalization)	kg	Gabl thinkstep	2014	global	Very Good	Good
Ground water, input regionalization dummy	kg	Gabl thinkstep	2017	global	Very Good	Good
Compressed air 10 bar (medium power consumption) 10 bar, medium efficiency	Nm3	Gabl thinkstep	2014	Global	Good	Good
Lubricants at refinery from crude oil production mix, at refinery	kg	Gabl thinkstep	2014	US	Good	Good
<b>Disposal</b>						
Landfill, wet climate treatment of leachate, production of electricity	kg	Gabl thinkstep	2017	US	Very Good	Good
Plastic waste on landfill, post-consumer	kg	Gabl thinkstep	2017	US	Very Good	Good
Landfill, moderate climate treatment of leachate, production of electricity	kg	Gabl thinkstep	2017	US	Very Good	Good



## 4.0 LCA: Scenarios and additional technical information

The following technical information is a basis for the declared modules or can be used for developing specific scenarios in the context of a building assessment if modules are not declared (MND). The values refer to the declared unit of 1 m<sup>2</sup> of installed Atlas Molded Products ThermalStar® GPSinsulation materials with a thickness that gives an average thermal resistance (RSI) of 1 m<sup>2</sup>\*K/W (5.68 ft<sup>2</sup>\*hr.\*F/BTU per inch) with a building service life of 75 years (packaging included).

### Transport to the construction site (A4) - by truck

Name	Value	Unit
Truck Type	Heavy Duty Diesel 8b	
Fuel Type	Diesel	
Liters of Fuel	5.6	Miles/gallon
Transport distance	175	miles
Capacity utilization (including empty runs)	6.7*	%
Gross density of products transported	0.9	lbs/ft <sup>3</sup>
Capacity utilisation volume factor	1	-

\* Adapted according to density Atlas Molded Products ThermalStar® GPS

### Installation in the building (A5)

The amount of installation trim waste varies. For the calculation of the environmental impacts of Atlas Molded Products ThermalStar® GPSinsulation boards around 1.5% installation waste was considered. Ancillary materials did not contribute significantly, and installation does not require an appreciable amount of freshwater, electricity or other resources and energy carriers.

### End of life (C1-C4)

Waste disposal for this assessment was determined to be 100% to landfill, per regional practice and PCR Part A guidance. The transport distance to the disposal site is around 100 miles. Some percentage of landfills in the United States, capture a portion of the landfill gas (methane) and produce steam and/or electricity. This results in benefits, beyond the system boundary and is capture in module D.

### Reuse, recovery and/or recycling potentials (D),

Module D includes the benefits of the landfill gas capture process.





# MOLDED PRODUCTS

A Division of Atlas Roofing Corporation



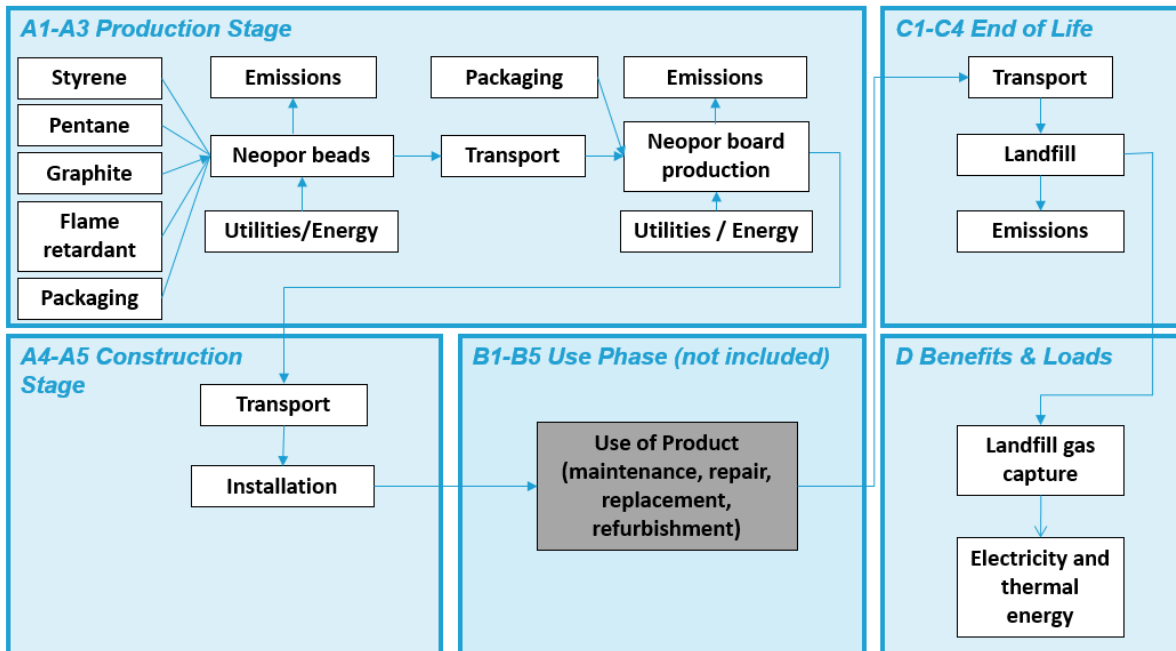
## 5.0 LCA: Results

The following tables display the environmental relevant results according to /EN 15804/ for the assessed base case declared unit of: 1 m<sup>2</sup> of installed Atlas Molded Products ThermalStar® GPS Type I insulation material with a thickness that gives an average thermal resistance (RSI) of 1 m<sup>2</sup>\*K/W (5.68 ft<sup>2</sup>\*hr.\*F/BTU per inch) with a building service life of 75 years (packaging included).

The environmental impact categories reported below are globally deemed mature enough to be included in Type III environmental declarations. Other categories are being developed and defined and LCA should continue making advances in their development, however the EPD users shall not use additional measures for comparative purposes. Additionally, LCIA results are relative expressions and do not predict impacts on category endpoints, the exceeding of thresholds, safety margins or risks. Finally, many factors affect the comparability of EPDs. End users should be extremely cautious when comparing or evaluating EPD data of different EPD publishers. Such comparison or evaluation is only possible if all conditions for comparability listed in ISO 14025 (Section 6.7.2) are met.

### DESCRIPTION OF THE SYSTEM BOUNDARY (X = INCLUDED IN LCA; MND = MODULE NOT DECLARED)

PRODUCT STAGE			CONSTRUCTION PROCESS STAGE		USE STAGE							END OF LIFE STAGE				BENEFITS AND LOADS BEYOND THE SYSTEM BOUNDARIES
Raw material supply	Transport	Manufacturing	Transport from the gate to the site	Assembly	Use	Maintenance	Repair	Replacement	Refurbishment	Operational energy use	Operational water use	De-construction demolition	Transport	Waste processing	Disposal	Reuse-Recovery-Recycling-potential
A1	A2	A3	A4	A5	B1	B2	B3	B4	B5	B6	B7	C1	C2	C3	C4	D
X	X	X	X	X	MND	MND	MND	MND	MND	MND	MND	X	X	X	X	X





# MOLDED PRODUCTS

A Division of Atlas Roofing Corporation



## Base Case LCA results for Type I insulation board

**Results of the LCA – ENVIRONMENTAL IMPACT for a Declared Unit of 1 m2 of installed Atlas Molded Products ThermalStar® GX or Foam-Control® MAX featuring Neopor® Plus (GPS) Type I insulation material with a thickness that gives an average thermal resistance (RSI) of 1 m2\*K/W (5.68 ft2\*hr.\*F/BTU per inch) with a building service life of 75 years (packaging included).**

TRACI 2.1		Raw material supply	Transport	Manufacturing	Transport	Construction – Installation	Demolition	Transport	Disposal	Benefits and Loads beyond system boundary
Parameter	Unit	A1	A2	A3	A4	A5	C1	C2	C3/C4	D
GWP	[kg CO <sub>2</sub> -eq.]	1.17E+00	9.54E-02	4.79E-01	7.79E-02	4.89E-03	0.00E+00	2.22E-02	1.98E-02	-8.67E-04
AP	[kg SO <sub>2</sub> -eq.]	2.65E-03	1.80E-03	1.01E-03	2.83E-04	3.65E-05	0.00E+00	8.08E-05	3.07E-04	-1.84E-06
EP	[kg N-eq.]	1.63E-04	7.12E-05	1.18E-04	2.52E-05	1.33E-05	0.00E+00	7.19E-06	1.18E-04	-9.20E-08
ODP	[kg CFC11-eq.]	9.61E-11	-8.39E-16	1.37E-09	-4.22E-16	-3.11E-17	0.00E+00	-1.21E-16	-1.02E-15	-1.11E-14
POCP	[kg O <sub>3</sub> -eq.]	4.19E-02	3.52E-02	4.12E-02	6.37E-03	4.05E-03	0.00E+00	1.82E-03	2.58E-03	-2.14E-05
ADP <sub>Fossil</sub>	[MJ, LHV]	5.60E+00	1.66E-01	9.31E-01	1.48E-01	1.36E-03	0.00E+00	4.23E-02	3.90E-02	-1.17E-03
Caption		GWP = Global warming potential; ODP = Ozone depletion potential; AP = Acidification potential; EP = Eutrophication potential; POCP = Formation potential of tropospheric ozone photochemical oxidants; ADP <sub>Fossil</sub> = Abiotic Depletion Potential of Non-renewable (fossil) energy resources								

**Results of the LCA – ENVIRONMENTAL IMPACT for a Declared Unit of 1 m2 of installed Atlas Molded Products ThermalStar® GX or Foam-Control® MAX featuring Neopor® Plus (GPS) Type I insulation material with a thickness that gives an average thermal resistance (RSI) of 1 m2\*K/W (5.68 ft2\*hr.\*F/BTU per inch) with a building service life of 75 years (packaging included).**

CML 2001 (2016)		Raw material supply	Transport	Manufacturing	Transport	Construction – Installation	Demolition	Transport	Disposal	Benefits and Loads beyond system boundary
Parameter	Unit	A1	A2	A3	A4	A5	C1	C2	C3/C4	D
GWP	[kg CO <sub>2</sub> -eq.]	1.18E+00	9.56E-02	4.84E-01	7.81E-02	5.37E-03	0.00E+00	2.23E-02	1.99E-02	-8.73E-04
ODP	[kg CFC11-eq.]	7.47E-11	3.45E-17	1.13E-09	7.44E-18	2.20E-18	0.00E+00	2.12E-18	7.10E-17	-1.05E-14
AP	[kg SO <sub>2</sub> -eq.]	2.61E-03	1.66E-03	9.10E-04	2.10E-04	1.45E-05	0.00E+00	6.00E-05	2.68E-04	-1.88E-06
EP	[kg PO <sub>4</sub> <sup>3-</sup> -eq.]	2.63E-04	2.00E-04	1.70E-04	5.92E-05	1.61E-05	0.00E+00	1.69E-05	1.20E-04	-1.41E-07
POCP	[kg ethene-eq.]	5.97E-04	3.90E-05	7.29E-03	-7.32E-05	1.19E-03	0.00E+00	-2.09E-05	1.23E-04	-1.29E-07
ADPE	[kg Sb-eq.]	2.87E-07	1.06E-08	2.31E-07	1.50E-08	2.63E-10	0.00E+00	4.27E-09	8.05E-09	-2.67E-10
ADPF	[MJ]	4.02E+01	1.25E+00	7.29E+00	1.11E+00	1.05E-02	0.00E+00	3.16E-01	3.03E-01	-1.18E-02
Caption		GWP = Global warming potential; ODP = Depletion potential of the stratospheric ozone layer; AP = Acidification potential of land and water; EP = Eutrophication potential; POCP = Formation potential of tropospheric ozone photochemical oxidants; ADPE = Abiotic depletion potential for non-fossil resources; ADPF = Abiotic depletion potential for fossil resources								

**Environmental Parameters from LCA – RESOURCE USE for Declared Unit of 1 m2 of installed Atlas Molded Products ThermalStar® GX or Foam-Control® MAX featuring Neopor® Plus (GPS) Type I insulation material with a thickness that gives an average thermal resistance (RSI) of 1 m2\*K/W (5.68 ft2\*hr.\*F/BTU per inch) with a building service life of 75 years (packaging included).**

Parameter	Unit	A1	A2	A3	A4	A5	C1	C2	C3/C4	D
PERE	[MJ]	5.04E-01	3.69E-02	7.81E-01	3.45E-02	7.69E-04	0.00E+00	9.84E-03	2.37E-02	-1.46E-03
PERM	[MJ]	0.00E+00	0.00E+00	0.00E+00	0.00E+00	0.00E+00	0.00E+00	0.00E+00	0.00E+00	0.00E+00
PERT	[MJ]	5.04E-01	3.69E-02	7.81E-01	3.45E-02	7.69E-04	0.00E+00	9.84E-03	2.37E-02	-1.46E-03
PENRE	[MJ]	2.16E+01	1.28E+00	7.76E+00	1.11E+00	1.07E-02	0.00E+00	3.18E-01	3.11E-01	-1.42E-02
PENRM	[MJ]	1.89E+01	0.00E+00	1.27E-01	0.00E+00	0.00E+00	0.00E+00	0.00E+00	0.00E+00	0.00E+00
PENRT	[MJ]	4.05E+01	1.28E+00	7.89E+00	1.11E+00	1.07E-02	0.00E+00	3.18E-01	3.11E-01	-1.42E-02
SM	[kg]	0.00E+00	0.00E+00	0.00E+00	0.00E+00	0.00E+00	0.00E+00	0.00E+00	0.00E+00	0.00E+00
RSF	[MJ]	2.18E-22	0.00E+00	0.00E+00	0.00E+00	0.00E+00	0.00E+00	0.00E+00	0.00E+00	0.00E+00
NRSF	[MJ]	2.56E-21	0.00E+00	0.00E+00	0.00E+00	0.00E+00	0.00E+00	0.00E+00	0.00E+00	0.00E+00
FW	[m <sup>3</sup> ]	3.71E-03	1.14E-04	2.33E-03	1.34E-04	1.97E-06	0.00E+00	3.81E-05	3.69E-05	-3.72E-06
Caption		PERE = Renewable primary energy as energy carrier; PERM = Renewable primary energy as material utilization; PERT = Total renewable primary energy resources; PENRE = Non-renewable primary energy as energy carrier; PENRM = Non-renewable primary energy as material utilization; PENRT = Total non-renewable primary energy resources; SM = Use of secondary material; RSF = Renewable secondary fuels; NRSF = Non-renewable secondary fuels; FW = Use of net fresh water								

**Environmental Parameters from LCA – OUTPUT FLOWS & WASTE CATEGORIES for a Declared Unit of 1 m2 of installed Atlas Molded Products ThermalStar® GX or Foam-Control® MAX featuring Neopor® Plus (GPS) Type I insulation material with a thickness that gives an average thermal resistance (RSI) of 1 m2\*K/W (5.68 ft2\*hr.\*F/BTU per inch) with a building service life of 75 years (packaging included).**

Parameter	Unit	A1	A2	A3	A4	A5	C1	C2	C3/C4	D
HWD	[kg]	7.87E-09	4.56E-09	3.40E-09	9.03E-09	4.37E-11	0.00E+00	2.58E-09	1.09E-09	-5.92E-12
NHWD	[kg]	8.21E-02	6.83E-05	4.97E-02	4.20E-05	1.20E-02	0.00E+00	1.20E-05	4.41E-01	-3.93E-06
RWD	[kg]	0.00E+00	0.00E+00	0.00E+00	0.00E+00	0.00E+00	0.00E+00	0.00E+00	0.00E+00	0.00E+00
CRU	[kg]	0.00E+00	0.00E+00	0.00E+00	0.00E+00	0.00E+00	0.00E+00	0.00E+00	0.00E+00	0.00E+00
MFR	[kg]	0.00E+00	0.00E+00	0.00E+00	0.00E+00	0.00E+00	0.00E+00	0.00E+00	0.00E+00	0.00E+00
MER	[kg]	0.00E+00	0.00E+00	0.00E+00	0.00E+00	0.00E+00	0.00E+00	0.00E+00	0.00E+00	0.00E+00
EEE	[MJ]	0.00E+00	0.00E+00	7.21E-04	0.00E+00	1.15E-03	0.00E+00	0.00E+00	3.98E-03	0.00E+00
EET	[MJ]	0.00E+00	0.00E+00	4.33E-04	0.00E+00	1.27E-03	0.00E+00	0.00E+00	3.53E-03	0.00E+00
Caption		HWD = Hazardous waste disposed; NHWD = Non-hazardous waste disposed; RWD = Radioactive waste disposed; CRU = Components for re-use; MFR = Materials for recycling; MER = Materials for energy recovery; EEE = Exported electrical energy; EET = Exported thermal energy								



# MOLDED PRODUCTS

A Division of Atlas Roofing Corporation



Besides Type I insulation boards, Neopor® can also be molded into Type VIII, Type II and Type IX insulation boards. The environmental relevant results for these insulation boards are provided below.

LCA Results for Type VIII insulation board:

Results of the LCA – ENVIRONMENTAL IMPACT for a Declared Unit of 1 m2 of installed Atlas Molded Products ThermalStar® GX or Foam-Control® MAX featuring Neopor® Plus (GPS) Type VIII insulation material with a thickness that gives an average thermal resistance (RSI) of 1 m2*K/W (5.68 ft2*hr.*F/BTU per inch) with a building service life of 75 years (packaging included).										
TRACI 2.1		Raw material supply	Transport	Manufacturing	Transport	Construction – Installation	Demolition	Transport	Disposal	Benefits and Loads beyond system boundary
Parameter	Unit	A1	A2	A3	A4	A5	C1	C2	C3/C4	D
GWP	[kg CO <sub>2</sub> -eq.]	1.50E+00	1.22E-01	6.13E-01	9.98E-02	6.27E-03	0.00E+00	2.85E-02	2.54E-02	-1.11E-03
AP	[kg SO <sub>2</sub> -eq.]	3.39E-03	2.31E-03	1.30E-03	3.62E-04	4.68E-05	0.00E+00	1.03E-04	3.93E-04	-2.35E-06
EP	[kg N-eq.]	2.08E-04	9.11E-05	1.51E-04	3.22E-05	1.70E-05	0.00E+00	9.20E-06	1.50E-04	-1.18E-07
ODP	[kg CFC11-eq.]	1.23E-10	-1.07E-15	1.75E-09	-5.41E-16	-3.98E-17	0.00E+00	-1.54E-16	-1.31E-15	-1.43E-14
POCP	[kg O <sub>3</sub> -eq.]	5.36E-02	4.50E-02	5.27E-02	8.16E-03	5.18E-03	0.00E+00	2.33E-03	3.31E-03	-2.73E-05
ADPF	[MJ, LHV]	7.17E+00	2.13E-01	1.19E+00	1.90E-01	1.74E-03	0.00E+00	5.42E-02	5.00E-02	-1.50E-03
Caption		GWP = Global warming potential; ODP = Ozone depletion potential; AP = Acidification potential; EP = Eutrophication potential; POCP = Formation potential of tropospheric ozone photochemical oxidants; ADPF <sub>Fossil</sub> = Abiotic Depletion Potential of Non-renewable (fossil) energy resources								

Results of the LCA – ENVIRONMENTAL IMPACT for a Declared Unit of 1 m2 of installed Atlas Molded Products ThermalStar® GX or Foam-Control® MAX featuring Neopor® Plus (GPS) Type VIII insulation material with a thickness that gives an average thermal resistance (RSI) of 1 m2*K/W (5.68 ft2*hr.*F/BTU per inch) with a building service life of 75 years (packaging included).										
CML 2001 (2016)		Raw material supply	Transport	Manufacturing	Transport	Construction – Installation	Demolition	Transport	Disposal	Benefits and Loads beyond system boundary
Parameter	Unit	A1	A2	A3	A4	A5	C1	C2	C3/C4	D
GWP	[kg CO <sub>2</sub> -eq.]	1.51E+00	1.22E-01	6.19E-01	9.99E-02	6.87E-03	0.00E+00	2.85E-02	2.55E-02	-1.12E-03
ODP	[kg CFC11-eq.]	9.56E-11	4.42E-17	1.45E-09	9.52E-18	2.82E-18	0.00E+00	2.71E-18	9.09E-17	-1.34E-14
AP	[kg SO <sub>2</sub> -eq.]	3.33E-03	2.12E-03	1.16E-03	2.69E-04	1.85E-05	0.00E+00	7.68E-05	3.43E-04	-2.40E-06
EP	[kg PO <sub>4</sub> <sup>3-</sup> -eq.]	3.37E-04	2.55E-04	2.18E-04	7.58E-05	2.07E-05	0.00E+00	2.16E-05	1.54E-04	-1.81E-07
POCP	[kg ethene-eq.]	7.65E-04	4.99E-05	9.33E-03	-9.37E-05	1.52E-03	0.00E+00	-2.67E-05	1.58E-04	-1.65E-07
ADPE	[kg Sb-eq.]	3.67E-07	1.35E-08	2.96E-07	1.92E-08	3.36E-10	0.00E+00	5.47E-09	1.03E-08	-3.41E-10
ADPF	[MJ]	5.14E+01	1.59E+00	9.33E+00	1.42E+00	1.34E-02	0.00E+00	4.05E-01	3.88E-01	-1.51E-02
Caption		GWP = Global warming potential; ODP = Depletion potential of the stratospheric ozone layer; AP = Acidification potential of land and water; EP = Eutrophication potential; POCP = Formation potential of tropospheric ozone photochemical oxidants; ADPE = Abiotic depletion potential for non-fossil resources; ADPF = Abiotic depletion potential for fossil resources								

Environmental Parameters from LCA – RESOURCE USE for a Declared Unit of 1 m2 of installed Atlas Molded Products ThermalStar® GX or Foam-Control® MAX featuring Neopor® Plus (GPS) Type VIII insulation material with a thickness that gives an average thermal resistance (RSI) of 1 m2*K/W (5.68 ft2*hr.*F/BTU per inch) with a building service life of 75 years (packaging included).										
		Raw material supply	Transport	Manufacturing	Transport	Construction – Installation	Demolition	Transport	Disposal	Benefits and Loads beyond system boundary
Parameter	Unit	A1	A2	A3	A4	A5	C1	C2	C3/C4	D
PERE	[MJ]	6.45E-01	4.72E-02	1.00E+00	4.41E-02	9.84E-04	0.00E+00	1.26E-02	3.03E-02	-1.87E-03
PERM	[MJ]	0.00E+00	0.00E+00	0.00E+00	0.00E+00	0.00E+00	0.00E+00	0.00E+00	0.00E+00	0.00E+00
PERT	[MJ]	6.45E-01	4.72E-02	1.00E+00	4.41E-02	9.84E-04	0.00E+00	1.26E-02	3.03E-02	-1.87E-03
PENRE	[MJ]	2.76E+01	1.64E+00	9.94E+00	1.43E+00	1.37E-02	0.00E+00	4.07E-01	3.98E-01	-1.81E-02
PENRM	[MJ]	2.42E+01	0.00E+00	1.62E-01	0.00E+00	0.00E+00	0.00E+00	0.00E+00	0.00E+00	0.00E+00
PENRT	[MJ]	5.18E+01	1.64E+00	1.01E+01	1.43E+00	1.37E-02	0.00E+00	4.07E-01	3.98E-01	-1.81E-02
SM	[kg]	0.00E+00	0.00E+00	0.00E+00	0.00E+00	0.00E+00	0.00E+00	0.00E+00	0.00E+00	0.00E+00
RSF	[MJ]	2.79E-22	0.00E+00	0.00E+00	0.00E+00	0.00E+00	0.00E+00	0.00E+00	0.00E+00	0.00E+00
NRSF	[MJ]	3.28E-21	0.00E+00	0.00E+00	0.00E+00	0.00E+00	0.00E+00	0.00E+00	0.00E+00	0.00E+00
FW	[m <sup>3</sup> ]	4.75E-03	1.46E-04	2.98E-03	1.71E-04	2.52E-06	0.00E+00	4.88E-05	4.72E-05	-4.78E-06
Caption		PERE = Renewable primary energy as energy carrier; PERM = Renewable primary energy as material utilization; PERT = Total renewable primary energy resources; PENRE = Non-renewable primary energy as energy carrier; PENRM = Non-renewable primary energy as material utilization; PENRT = Total non-renewable primary energy resources; SM = Use of secondary material; RSF = Renewable secondary fuels; NRSF = Non-renewable secondary fuels; FW = Use of net fresh water								

Environmental Parameters from LCA – OUTPUT FLOWS & WASTE CATEGORIES for a Declared Unit of 1 m2 of installed Atlas Molded Products ThermalStar® GX or Foam-Control® MAX featuring Neopor® Plus (GPS) Type VIII insulation material with a thickness that gives an average thermal resistance (RSI) of 1 m2*K/W (5.68 ft2*hr.*F/BTU per inch) with a building service life of 75 years (packaging included).										
		Raw material supply	Transport	Manufacturing	Transport	Construction – Installation	Demolition	Transport	Disposal	Benefits and Loads beyond system boundary
Parameter	Unit	A1	A2	A3	A4	A5	C1	C2	C3/C4	D
HWD	[kg]	1.01E-08	5.84E-09	4.35E-09	1.16E-08	5.60E-11	0.00E+00	3.30E-09	1.39E-09	-7.58E-12
NHWD	[kg]	1.05E-01	8.74E-05	6.37E-02	5.38E-05	1.53E-02	0.00E+00	1.53E-05	5.65E-01	-5.03E-06
RWD	[kg]	0.00E+00	0.00E+00	0.00E+00	0.00E+00	0.00E+00	0.00E+00	0.00E+00	0.00E+00	0.00E+00
CRU	[kg]	0.00E+00	0.00E+00	0.00E+00	0.00E+00	0.00E+00	0.00E+00	0.00E+00	0.00E+00	0.00E+00
MFR	[kg]	0.00E+00	0.00E+00	0.00E+00	0.00E+00	0.00E+00	0.00E+00	0.00E+00	0.00E+00	0.00E+00
MER	[kg]	0.00E+00	0.00E+00	0.00E+00	0.00E+00	0.00E+00	0.00E+00	0.00E+00	0.00E+00	0.00E+00
EEE	[MJ]	0.00E+00	0.00E+00	9.22E-04	0.00E+00	1.48E-03	0.00E+00	0.00E+00	5.09E-03	0.00E+00
EET	[MJ]	0.00E+00	0.00E+00	5.54E-04	0.00E+00	1.62E-03	0.00E+00	0.00E+00	4.51E-03	0.00E+00
Caption		HWD = Hazardous waste disposed; NHWD = Non-hazardous waste disposed; RWD = Radioactive waste disposed; CRU = Components for re-use; MFR = Materials for recycling; MER = Materials for energy recovery; EEE = Exported electrical energy; EET = Exported thermal energy								



# MOLDED PRODUCTS

A Division of Atlas Roofing Corporation



LCA Results for Type II insulation board:

Results of the LCA – ENVIRONMENTAL IMPACT for a Declared Unit of 1 m <sup>2</sup> of installed Atlas Molded Products ThermalStar® GX or Foam-Control® MAX featuring Neopor® Plus (GPS) Type II insulation material with a thickness that gives an average thermal resistance (RSI) of 1 m <sup>2</sup> *K/W (5.68 ft <sup>2</sup> *hr.*F/BTU per inch) with a building service life of 75 years (packaging included).										
TRACI 2.1		Raw material supply	Transport	Manufacturing	Transport	Construction – Installation	Demolition	Transport	Disposal	Benefits and Loads beyond system boundary
Parameter	Unit	A1	A2	A3	A4	A5	C1	C2	C3/C4	D
GWP	[kg CO <sub>2</sub> -eq.]	1.88E+00	1.54E-01	7.71E-01	1.25E-01	7.88E-03	0.00E+00	3.58E-02	3.19E-02	-1.40E-03
AP	[kg SO <sub>2</sub> -eq.]	4.26E-03	2.90E-03	1.63E-03	4.56E-04	5.88E-05	0.00E+00	1.30E-04	4.95E-04	-2.96E-06
EP	[kg N-eq.]	2.62E-04	1.15E-04	1.89E-04	4.06E-05	2.14E-05	0.00E+00	1.16E-05	1.89E-04	-1.48E-07
ODP	[kg CFC11-eq.]	1.55E-10	-1.35E-15	2.20E-09	-6.80E-16	-5.01E-17	0.00E+00	-1.94E-16	-1.65E-15	-1.79E-14
POCP	[kg O <sub>3</sub> -eq.]	6.74E-02	5.66E-02	6.63E-02	1.03E-02	6.51E-03	0.00E+00	2.93E-03	4.16E-03	-3.44E-05
ADP <sub>Fossil</sub>	[MJ, LHV]	9.02E+00	2.68E-01	1.50E+00	2.39E-01	2.19E-03	0.00E+00	6.81E-02	6.29E-02	-1.88E-03
Caption		GWP = Global warming potential; ODP = Ozone depletion potential; AP = Acidification potential; EP = Eutrophication potential; POCP = Formation potential of tropospheric ozone photochemical oxidants; ADP <sub>Fossil</sub> = Abiotic Depletion Potential of Non-renewable (fossil) energy resources								

Results of the LCA – ENVIRONMENTAL IMPACT for a Declared Unit of 1 m <sup>2</sup> of installed Atlas Molded Products ThermalStar® GX or Foam-Control® MAX featuring Neopor® Plus (GPS) Type II insulation material with a thickness that gives an average thermal resistance (RSI) of 1 m <sup>2</sup> *K/W (5.68 ft <sup>2</sup> *hr.*F/BTU per inch) with a building service life of 75 years (packaging included).										
CML 2001 (2016)		Raw material supply	Transport	Manufacturing	Transport	Construction – Installation	Demolition	Transport	Disposal	Benefits and Loads beyond system boundary
Parameter	Unit	A1	A2	A3	A4	A5	C1	C2	C3/C4	D
GWP	[kg CO <sub>2</sub> -eq.]	1.90E+00	1.54E-01	7.79E-01	1.26E-01	8.64E-03	0.00E+00	3.59E-02	3.21E-02	-1.41E-03
ODP	[kg CFC11-eq.]	1.20E-10	5.55E-17	1.82E-09	1.20E-17	3.54E-18	0.00E+00	3.41E-18	1.14E-16	-1.69E-14
AP	[kg SO <sub>2</sub> -eq.]	4.19E-03	2.67E-03	1.46E-03	3.39E-04	2.33E-05	0.00E+00	9.67E-05	4.31E-04	-3.02E-06
EP	[kg PO <sub>4</sub> <sup>3-</sup> -eq.]	4.24E-04	3.21E-04	2.74E-04	9.54E-05	2.60E-05	0.00E+00	2.72E-05	1.94E-04	-2.27E-07
POCP	[kg ethene-eq.]	9.62E-04	6.27E-05	1.17E-02	-1.18E-04	1.91E-03	0.00E+00	-3.36E-05	1.98E-04	-2.08E-07
ADPE	[kg Sb-eq.]	4.61E-07	1.70E-08	3.73E-07	2.41E-08	4.23E-10	0.00E+00	6.88E-09	1.30E-08	-4.29E-10
ADPF	[MJ]	6.47E+01	2.01E+00	1.17E+01	1.78E+00	1.69E-02	0.00E+00	5.09E-01	4.88E-01	-1.90E-02
Caption		GWP = Global warming potential; ODP = Depletion potential of the stratospheric ozone layer; AP = Acidification potential of land and water; EP = Eutrophication potential; POCP = Formation potential of tropospheric ozone photochemical oxidants; ADPE = Abiotic depletion potential for non-fossil resources; ADPF = Abiotic depletion potential for fossil resources								

Environmental Parameters from LCA – RESOURCE USE for a Declared Unit of 1 m <sup>2</sup> of installed Atlas Molded Products ThermalStar® GX or Foam-Control® MAX featuring Neopor® Plus (GPS) Type II insulation material with a thickness that gives an average thermal resistance (RSI) of 1 m <sup>2</sup> *K/W (5.68 ft <sup>2</sup> *hr.*F/BTU per inch) with a building service life of 75 years (packaging included).										
		Raw material supply	Transport	Manufacturing	Transport	Construction – Installation	Demolition	Transport	Disposal	Benefits and Loads beyond system boundary
Parameter	Unit	A1	A2	A3	A4	A5	C1	C2	C3/C4	D
PERE	[MJ]	8.11E-01	5.93E-02	1.26E+00	5.55E-02	1.24E-03	0.00E+00	1.58E-02	3.82E-02	-2.36E-03
PERM	[MJ]	0.00E+00	0.00E+00	0.00E+00	0.00E+00	0.00E+00	0.00E+00	0.00E+00	0.00E+00	0.00E+00
PERT	[MJ]	8.11E-01	5.93E-02	1.26E+00	5.55E-02	1.24E-03	0.00E+00	1.58E-02	3.82E-02	-2.36E-03
PENRE	[MJ]	3.47E+01	2.06E+00	1.25E+01	1.79E+00	1.73E-02	0.00E+00	5.12E-01	5.00E-01	-2.28E-02
PENRM	[MJ]	3.05E+01	0.00E+00	2.04E-01	0.00E+00	0.00E+00	0.00E+00	0.00E+00	0.00E+00	0.00E+00
PENRT	[MJ]	6.52E+01	2.06E+00	1.27E+01	1.79E+00	1.73E-02	0.00E+00	5.12E-01	5.00E-01	-2.28E-02
SM	[kg]	0.00E+00	0.00E+00	0.00E+00	0.00E+00	0.00E+00	0.00E+00	0.00E+00	0.00E+00	0.00E+00
RSF	[MJ]	3.51E-22	0.00E+00	0.00E+00	0.00E+00	0.00E+00	0.00E+00	0.00E+00	0.00E+00	0.00E+00
NRSF	[MJ]	4.12E-21	0.00E+00	0.00E+00	0.00E+00	0.00E+00	0.00E+00	0.00E+00	0.00E+00	0.00E+00
FW	[m <sup>3</sup> ]	5.98E-03	1.83E-04	3.75E-03	2.15E-04	3.17E-06	0.00E+00	6.14E-05	5.94E-05	-5.99E-06
Caption		PERE = Renewable primary energy as energy carrier; PERM = Renewable primary energy as material utilization; PERT = Total renewable primary energy resources; PENRE = Non-renewable primary energy as energy carrier; PENRM = Non-renewable primary energy as material utilization; PENRT = Total non-renewable primary energy resources; SM = Use of secondary material; RSF = Renewable secondary fuels; NRSF = Non-renewable secondary fuels; FW = Use of net fresh water								

Environmental Parameters from LCA – OUTPUT FLOWS & WASTE CATEGORIES for a Declared Unit of 1 m <sup>2</sup> of installed Atlas Molded Products ThermalStar® GX or Foam-Control® MAX featuring Neopor® Plus (GPS) Type II insulation material with a thickness that gives an average thermal resistance (RSI) of 1 m <sup>2</sup> *K/W (5.68 ft <sup>2</sup> *hr.*F/BTU per inch) with a building service life of 75 years (packaging included).										
		Raw material supply	Transport	Manufacturing	Transport	Construction – Installation	Demolition	Transport	Disposal	Benefits and Loads beyond system boundary
Parameter	Unit	A1	A2	A3	A4	A5	C1	C2	C3/C4	D
HWD	[kg]	1.27E-08	7.35E-09	5.47E-09	1.45E-08	7.04E-11	0.00E+00	4.15E-09	1.75E-09	-9.53E-12
NHWD	[kg]	1.32E-01	1.10E-04	8.01E-02	6.76E-05	1.92E-02	0.00E+00	1.93E-05	7.11E-01	-6.33E-06
RWD	[kg]	0.00E+00	0.00E+00	0.00E+00	0.00E+00	0.00E+00	0.00E+00	0.00E+00	0.00E+00	0.00E+00
CRU	[kg]	0.00E+00	0.00E+00	0.00E+00	0.00E+00	0.00E+00	0.00E+00	0.00E+00	0.00E+00	0.00E+00
MFR	[kg]	0.00E+00	0.00E+00	0.00E+00	0.00E+00	0.00E+00	0.00E+00	0.00E+00	0.00E+00	0.00E+00
MER	[kg]	0.00E+00	0.00E+00	0.00E+00	0.00E+00	0.00E+00	0.00E+00	0.00E+00	0.00E+00	0.00E+00
EEE	[MJ]	0.00E+00	0.00E+00	1.16E-03	0.00E+00	1.86E-03	0.00E+00	0.00E+00	6.40E-03	0.00E+00
EET	[MJ]	0.00E+00	0.00E+00	6.97E-04	0.00E+00	2.04E-03	0.00E+00	0.00E+00	5.68E-03	0.00E+00
Caption		HWD = Hazardous waste disposed; NHWD = Non-hazardous waste disposed; RWD = Radioactive waste disposed; CRU = Components for re-use; MFR = Materials for recycling; MER = Materials for energy recovery; EEE = Exported electrical energy; EET = Exported thermal energy								



# MOLDED PRODUCTS

A Division of Atlas Roofing Corporation



LCA results for Type IX insulation board:

Results of the LCA – ENVIRONMENTAL IMPACT for a Declared Unit of 1 m2 of installed Atlas Molded Products ThermalStar® GX or Foam-Control® MAX featuring Neopor® Plus (GPS) Type IX insulation material with a thickness that gives an average thermal resistance (RSI) of 1 m2*K/W (5.68 ft2*hr.*F/BTU per inch) with a building service life of 75 years (packaging included).										
TRACI 2.1		Raw material supply	Transport	Manufacturing	Transport	Construction – Installation	Demolition	Transport	Disposal	Benefits and Loads beyond system boundary
Parameter	Unit	A1	A2	A3	A4	A5	C1	C2	C3/C4	D
GWP	[kg CO <sub>2</sub> -eq.]	2.34E+00	1.91E-01	9.58E-01	1.56E-01	9.79E-03	0.00E+00	4.45E-02	3.96E-02	-1.73E-03
AP	[kg SO <sub>2</sub> -eq.]	5.29E-03	3.61E-03	2.03E-03	5.66E-04	7.31E-05	0.00E+00	1.62E-04	6.14E-04	-3.68E-06
EP	[kg N-eq.]	3.26E-04	1.42E-04	2.35E-04	5.04E-05	2.66E-05	0.00E+00	1.44E-05	2.35E-04	-1.84E-07
ODP	[kg CFC11-eq.]	1.92E-10	-1.68E-15	2.74E-09	-8.45E-16	-6.22E-17	0.00E+00	-2.41E-16	-2.04E-15	-2.23E-14
POCP	[kg O <sub>3</sub> -eq.]	8.37E-02	7.04E-02	8.23E-02	1.27E-02	8.09E-03	0.00E+00	3.64E-03	5.17E-03	-4.27E-05
ADP <sub>Fossil</sub>	[MJ, LHV]	1.12E+01	3.33E-01	1.86E+00	2.97E-01	2.72E-03	0.00E+00	8.46E-02	7.81E-02	-2.34E-03
Caption		GWP = Global warming potential; ODP = Ozone depletion potential; AP = Acidification potential; EP = Eutrophication potential; POCP = Formation potential of tropospheric ozone photochemical oxidants; ADP <sub>Fossil</sub> = Abiotic Depletion Potential of Non-renewable (fossil) energy resources								
Results of the LCA – ENVIRONMENTAL IMPACT for a Declared Unit of 1 m2 of installed Atlas Molded Products ThermalStar® GX or Foam-Control® MAX featuring Neopor® Plus (GPS) Type IX insulation material with a thickness that gives an average thermal resistance (RSI) of 1 m2*K/W (5.68 ft2*hr.*F/BTU per inch) with a building service life of 75 years (packaging included).										
CML 2001 (2016)		Raw material supply	Transport	Manufacturing	Transport	Construction – Installation	Demolition	Transport	Disposal	Benefits and Loads beyond system boundary
Parameter	Unit	A1	A2	A3	A4	A5	C1	C2	C3/C4	D
GWP	[kg CO <sub>2</sub> -eq.]	2.36E+00	1.91E-01	9.67E-01	1.56E-01	1.07E-02	0.00E+00	4.46E-02	3.99E-02	-1.75E-03
ODP	[kg CFC11-eq.]	1.49E-10	6.90E-17	2.26E-09	1.49E-17	4.40E-18	0.00E+00	4.24E-18	1.42E-16	-2.10E-14
AP	[kg SO <sub>2</sub> -eq.]	5.21E-03	3.31E-03	1.82E-03	4.21E-04	2.89E-05	0.00E+00	1.20E-04	5.35E-04	-3.75E-06
EP	[kg PO <sub>4</sub> <sup>3-</sup> -eq.]	5.27E-04	3.99E-04	3.41E-04	1.18E-04	3.23E-05	0.00E+00	3.38E-05	2.41E-04	-2.82E-07
POCP	[kg ethene-eq.]	1.19E-03	7.79E-05	1.46E-02	-1.46E-04	2.38E-03	0.00E+00	-4.18E-05	2.46E-04	-2.59E-07
ADPE	[kg Sb-eq.]	5.73E-07	2.11E-08	4.63E-07	2.99E-08	5.25E-10	0.00E+00	8.55E-09	1.61E-08	-5.33E-10
ADPF	[MJ]	8.03E+01	2.49E+00	1.46E+01	2.22E+00	2.10E-02	0.00E+00	6.32E-01	6.06E-01	-2.35E-02
Caption		GWP = Global warming potential; ODP = Depletion potential of the stratospheric ozone layer; AP = Acidification potential of land and water; EP = Eutrophication potential; POCP = Formation potential of tropospheric ozone photochemical oxidants; ADPE = Abiotic depletion potential for non-fossil resources; ADPF = Abiotic depletion potential for fossil resources								
Environmental Parameters from LCA – RESOURCE USE for a Declared Unit of 1 m2 of installed Atlas Molded Products ThermalStar® GX or Foam-Control® MAX featuring Neopor® Plus (GPS) Type IX insulation material with a thickness that gives an average thermal resistance (RSI) of 1 m2*K/W (5.68 ft2*hr.*F/BTU per inch) with a building service life of 75 years (packaging included).										
		Raw material supply	Transport	Manufacturing	Transport	Construction – Installation	Demolition	Transport	Disposal	Benefits and Loads beyond system boundary
Parameter	Unit	A1	A2	A3	A4	A5	C1	C2	C3/C4	D
PERE	[MJ]	1.01E+00	7.37E-02	1.56E+00	6.90E-02	1.54E-03	0.00E+00	1.97E-02	4.74E-02	-2.93E-03
PERM	[MJ]	0.00E+00	0.00E+00	0.00E+00	0.00E+00	0.00E+00	0.00E+00	0.00E+00	0.00E+00	0.00E+00
PERT	[MJ]	1.01E+00	7.37E-02	1.56E+00	6.90E-02	1.54E-03	0.00E+00	1.97E-02	4.74E-02	-2.93E-03
PENRE	[MJ]	4.31E+01	2.56E+00	1.55E+01	2.23E+00	2.15E-02	0.00E+00	6.36E-01	6.21E-01	-2.83E-02
PENRM	[MJ]	3.78E+01	0.00E+00	2.54E-01	0.00E+00	0.00E+00	0.00E+00	0.00E+00	0.00E+00	0.00E+00
PENRT	[MJ]	8.10E+01	2.56E+00	1.58E+01	2.23E+00	2.15E-02	0.00E+00	6.36E-01	6.21E-01	-2.83E-02
SM	[kg]	0.00E+00	0.00E+00	0.00E+00	0.00E+00	0.00E+00	0.00E+00	0.00E+00	0.00E+00	0.00E+00
RSF	[MJ]	4.36E-22	0.00E+00	0.00E+00	0.00E+00	0.00E+00	0.00E+00	0.00E+00	0.00E+00	0.00E+00
NRSF	[MJ]	5.12E-21	0.00E+00	0.00E+00	0.00E+00	0.00E+00	0.00E+00	0.00E+00	0.00E+00	0.00E+00
FW	[m <sup>3</sup> ]	7.42E-03	2.27E-04	4.66E-03	2.67E-04	3.94E-06	0.00E+00	7.63E-05	7.38E-05	-7.44E-06
Caption		PERE = Renewable primary energy as energy carrier; PERM = Renewable primary energy as material utilization; PERT = Total renewable primary energy resources; PENRE = Non-renewable primary energy as energy carrier; PENRM = Non-renewable primary energy as material utilization; PENRT = Total non-renewable primary energy resources; SM = Use of secondary material; RSF = Renewable secondary fuels; NRSF = Non-renewable secondary fuels; FW = Use of net fresh water								
Environmental Parameters from LCA – OUTPUT FLOWS & WASTE CATEGORIES for a Declared Unit of 1 m2 of installed Atlas Molded Products ThermalStar® GX or Foam-Control® MAX featuring Neopor® Plus (GPS) Type IX insulation material with a thickness that gives an average thermal resistance (RSI) of 1 m2*K/W (5.68 ft2*hr.*F/BTU per inch) with a building service life of 75 years (packaging included).										
		Raw material supply	Transport	Manufacturing	Transport	Construction – Installation	Demolition	Transport	Disposal	Benefits and Loads beyond system boundary
Parameter	Unit	A1	A2	A3	A4	A5	C1	C2	C3/C4	D
HWD	[kg]	1.57E-08	9.13E-09	6.79E-09	1.81E-08	8.74E-11	0.00E+00	5.15E-09	2.18E-09	-1.18E-11
NHWD	[kg]	1.64E-01	1.37E-04	9.95E-02	8.40E-05	2.39E-02	0.00E+00	2.40E-05	8.83E-01	-7.86E-06
RWD	[kg]	0.00E+00	0.00E+00	0.00E+00	0.00E+00	0.00E+00	0.00E+00	0.00E+00	0.00E+00	0.00E+00
CRU	[kg]	0.00E+00	0.00E+00	0.00E+00	0.00E+00	0.00E+00	0.00E+00	0.00E+00	0.00E+00	0.00E+00
MFR	[kg]	0.00E+00	0.00E+00	0.00E+00	0.00E+00	0.00E+00	0.00E+00	0.00E+00	0.00E+00	0.00E+00
MER	[kg]	0.00E+00	0.00E+00	0.00E+00	0.00E+00	0.00E+00	0.00E+00	0.00E+00	0.00E+00	0.00E+00
EEE	[MJ]	0.00E+00	0.00E+00	1.44E-03	0.00E+00	2.31E-03	0.00E+00	0.00E+00	7.95E-03	0.00E+00
EET	[MJ]	0.00E+00	0.00E+00	8.66E-04	0.00E+00	2.54E-03	0.00E+00	0.00E+00	7.05E-03	0.00E+00
Caption		HWD = Hazardous waste disposed; NHWD = Non-hazardous waste disposed; RWD = Radioactive waste disposed; CRU = Components for re-use; MFR = Materials for recycling; MER = Materials for energy recovery; EEE = Exported electrical energy; EET = Exported thermal energy								

## 6.0 LCA: Interpretation

All environmental impact categories are significantly influenced by the provision of raw materials and the production process. The polystyrene used in the production process already contains a large part of the environmental burden. For the impact categories GWP, EP, AP, ADP (element & fossil) and POCP the granule production and transport is responsible for about 55% to 85% of the impact. Manufacturing of the insulation board (A3) also contributes significantly to GWP due to the energy requirements during production and POCP due to the pentane emissions during the product foaming and aging processes. The ozone depletion potential (ODP) is largely caused by the production of polystyrene granules and the production of the insulation board (> 95% of the impact). Transport of the Neopor® F5300 Plus GPS resin from BASF's Ludwigshafen, Germany plant to

Atlas Molded Products North American manufacturing locations contributes appreciably to the impact categories of AP, EP, GWP and POCP.

The effort (input of additional energy and material) for the end-of-life scenario (C3/C4) and the resulting credits in form of electricity and steam due to the capture and utilization of landfill gas are considered separately. Any benefits result in negative values in module D. Though no appreciable benefits are realized in this assessment.

Transports other than A2, (A4 and C2) have a minor influence on all impact categories compared to the contributions from the other areas.

### 6.1 VOC emissions

Like it is the case for all EPS products insulation boards, Atlas Molded Products ThermalStar® GPS can be used for indoor applications, however they typically are not directly exposed to the indoor air but covered by some kind of covering layer such as gypsum board.

To make it easier for architects and developers to find low-emission materials, the Greenguard label indicates products that meet the strict emissions limits for Volatile Organic Compounds (VOCs). There are limits for over 360 VOCs. All insulation boards with Neopor® PLUS GPS meet not only the demanding criteria of the Greenguard certificate, but also the requirements of the Californian Department of Public Health Services. As a result, the raw material has been given the Greenguard Gold label, which means it may also be used in schools and health facilities accommodating children or elderly people, in addition to commercial buildings.

Manufacturers producing Neopor® Plus GPS insulation boards can also benefit from the certification of the raw material; by applying for an extended license from UL (Underwriter Laboratories), they can have their product labeled as protective of health for indoor spaces.

### 6.2 Leaching performance

Leaching behavior is not relevant for Neopor® Plus GPS insulation board.





## 7.0 References

### AgBB

Anforderungen an die Innenraumluftqualität in Gebäuden: Gesundheitliche Bewertung der Emissionen von flüchtigen organischen Verbindungen (VOC, VOC und SVOC) aus Bauprodukten Status May 2010

### ASTM E84 – 18a

Standard Test Method for Surface Burning Characteristics of Building Materials.

### EN 13501-1

EN 13501-1:2010-01: Fire classification of construction products and building elements – Part 1: Classification using data from reaction to fire tests

### EN 15804

EN 15804:2012-04+A1 2013: Sustainability of construction works — Environmental Product Declarations — Core rules for the product category of construction products

### Eurofins

Eurofins Produkt Testing A/S, Smedeskovvej 38, 8464 Galten, Denmark; Prüfbericht 392-2016-004 18900

### GaBi ts 9.2

Software and databases of GaBi ts 9.2, LBP, University of Stuttgart and thinkstep AG

### Greenguard

UL 2818 - 2013 Standard for Chemical Emissions for Building Materials, Finishes and Furnishings

### Greenguard Gold

UL 2818 - 2013 Gold Standard for Chemical Emissions for Building Materials, Finishes and Furnishings

### ISO 14025

DIN EN ISO 14025:2011-10: Environmental labels and declarations — Type III environmental declarations — Principles and procedures

### ISO 14040 – 14044

ISO 14040:2006, Environmental management – LCA – Principles and framework

### ISO 21930

ISO 21930:2017 Sustainability in buildings and civil engineering works – Core rules for environmental product declarations of construction products and services.

### NFPA 285

Standard Fire Test Method for Evaluation of Fire Propagation Characteristics of Exterior Non-Load-Bearing Wall Assemblies Containing Combustible Components

### NFPA 286

Standard Methods of Fire Tests for Evaluating Contribution of Wall and Ceiling Interior Finish to Room Fire Growth

### Neopor® Picture Front Page and Page 3

BASF Wohnen + Bauen GmbH

### Neopor® Plus GPS Manufacturing process schematic (page 4)

Adapted from EPS IA EPS Insulation EPD Declaration No. 4787238561.101.1 8/10/2017

### PCR Guidance-Texts for Building-Related Products and Services Part B

UL 10010-1 2.0 (issued 04/10/2018) Product Category Rules for Building-Related Products and Services. Part B: Building Envelope Thermal Insulation EPD Requirements

### Product Category Rules for Building-Related Products and Services Part A

UL 10010 version 3.1 (issued 05/02/2018) Product Category Rules for Building-Related Products and Services. Part A: Life Cycle Assessment Calculation Rules and Report Requirements

### ThermalStar® GPS Insulation and Construction Photos

Atlas Molded Products  
BASF SE

