



# Atlas<sup>®</sup> Office Landscape Desk with Screen

Workspace



## Environmental Product Declaration

Date of Issue: February 24th, 2021

Date of Expiration: February 24th, 2026

### Product Category Rules

BIFMA PCR for Office Furniture Workspace Products, UNCPC 3814

ISO 14025/14040/14044 and EN 15804




### Functional Unit

1 m<sup>2</sup> of workspace for 1 individual maintained for a 10-year period (desking)

The desk requires 0.1183 kWh per hour of use (assuming 1 lift/hour)

This EPD was not written to support comparative assertions. EPDs based on different PCRs, or different calculation models, may not be comparable. When attempting to compare EPDs or life cycle impacts of products from different companies, the user should be aware of the uncertainty in the final results, due to and not limited to, the practitioner's assumptions, the source of the data used in the study, and the software tool used to conduct the study.

# Atlas® Office Landscape Desk with Screen

Program Operator	NSF Certification LLC 789 N. Dixboro, Ann Arbor, MI 48105 www.nsf.org	
Manufacturer Name and Address	Herman Miller 1 Portal Rd, Bowerhill, Melksham, SN12 6GN, United Kingdom	
Declaration Number	EPD10525	
Declared Product and Functional Unit	Atlas Office Landscape Desk with Screen (all product codes starting with ATL2) Functional Unit: 1 m <sup>2</sup> of workspace for 1 individual maintained for 10 years (desking)	
Reference PCR and Version Number	BIFMA PCR for Workspace	
Product's intended Application and Use	Workspace	
Product RSL	10 years	
Markets of Applicability	North/South America, EMEA, APAC	
Date of Issue	February 24, 2021	
Period of Validity	5 years from date of issue	
EPD Type	Product Specific	
Intended Audience	Business-to-Business, Business-to-Consumer	
Range of Dataset Variability	N/A	
EPD Scope	Cradle to Grave	
Year of reported manufacturer primary data	2019	
LCA Software and Version Number	GaBi 10.0.0.71	
LCI Database and Version Number	GaBi Database 2020.2	
LCIA Methodology and Version Number	TRACI 2.1 CML 2001-Oct 2012	
The PCR review was conducted by:	Review Panel Chaired by Dr. Thomas Gloria	
This declaration was independently verified in accordance with ISO 14025: 2006. The CEN Norm EN 15804 (2012), serves as the core PCR, with additional considerations from the BIFMA PCR for Office Furniture Workspace Products. <input type="checkbox"/> Internal <input checked="" type="checkbox"/> External	Tony Favilla tfavilla@nsf.org	
This reference life cycle assessment was conducted in accordance with ISO 14044 and the reference PCRs:	Herman Miller Background Report for LCA/EPD Creation Tool v1.6 Matt Van Duinen - WAP Sustainability Consulting matt@wapsustainability.com	
This life cycle assessment was independently verified in accordance with ISO 14044 and the reference PCR by:	Jack Geibig - EcoForm jgeibig@ecoform.com	
References	BIFMA PCR for Office Furniture Workspace Products: UNCPC 3814. ISO 14025/40/44; 2006 EN 15804:2012+A1; 2013 Herman Miller Background Report for LCA/EPD Creation Tool v1.6	
<p>Limitations: Environmental declarations from different programs (ISO 14025) may not be comparable. Comparison of the environmental performance of Products using EPD information shall be based on the product's use and impacts at the building level, and therefore EPDs may not be used for comparability purposes when not considering the building energy use phase as instructed under this PCR. Full conformance with the PCR for Products allows EPD comparability only when all stages of a life cycle have been considered. However, variations and deviations are possible". Example of variations: Different LCA software and background LCI datasets may lead to differences results for upstream or downstream of the life cycle stages declared.</p>		

# Atlas<sup>®</sup> Office Landscape Desk with Screen

## Product Description

Atlas Office Landscape is a work system which brings together height-adjustability and collaborative working in one elegant solution. With a unique “no beam” structure, it frees the workspace from clutter so people can sit or stand in comfort, adapting postures to their activities. Make the space your own by combining desks, screens, tables and storage elements to create places that invite collaboration, focused activity or impromptu meetings.

With its softly curved edges, Atlas Office Landscape has an organic appearance that flows effortlessly through your office space. Crafted to reflect the elegance of a piece of furniture rather than a row of regimented desks, its rounded aesthetic is consistent across the whole vocabulary. Work surface, screens, power supply and storage make spaces feel more organic, more inviting, more human.



## Company Description

Herman Miller creates inspiring designs to help people do great things at work, for learning, for wellness, at home, wherever people are. Our designs and the designers who work with us solve real problems for people and their organizations. This way of thinking about design has led us to be recognized as an innovator in furnishings, personal work accessories, and strategic services.

## Our Sustainability Goals

We will be Resource Smart, Eco-inspired, and Community Driven.

### Resource Smart

- Zero Waste
- Net Zero Water
- Net Zero Energy

### Eco-inspired Design

- All products designed for the environment
- All products BIFMA level 3 certified
- Closed-Loop recycling of used product

### Community Driven

- All employees engaged in Earthright
- All suppliers committed to being Resource Smart

## Supplier Support

At Herman Miller, we are committed to working closely with our suppliers to reduce our collective impact on the environment. We encourage our suppliers to minimize their operations' environmental impacts and require they assist us in decreasing our facilities' environmental effects.

## Manufacturing Location

1 Portal Rd, Bowerhill, Melksham, SN12 6GN, United Kingdom

## Warranty

Backed by Herman Miller's 12-year, 24/7 warranty

## Design for the Environment Criteria

Our commitment to corporate sustainability naturally includes minimizing the environmental impact of each of our products. Our Design for the Environment team applies environmentally sensitive design standards to both new and existing Herman Miller products, and goes beyond regulatory compliance to thoroughly evaluate new product designs in key areas:

- **Material Chemistry and Safety of Inputs**  
What chemicals are in the materials we specify, and are they the safest available?
- **Disassembly**  
Can we take products apart at the end of their useful life, to recycle their materials?
- **Recyclability**  
Do the materials contain recycled content, and more importantly, can the materials be recycled at the end of the product's useful life?
- **Life Cycle Assessment (LCA)**  
Have we optimized the product based on the entire life cycle?

## Product Environmental Data\*\*

68% Recycled Content

20% Post-Consumer

48% Pre-Consumer

Up to 78% Recyclability \*

\*Based on availability of recycling facilities.

## Environmental Certifications\*\*

Indoor Advantage™ Gold

Additional information, including installation and recycling instructions, can be found at <https://www.hermanmiller.com>

# Atlas<sup>®</sup> Office Landscape Desk with Screen

## MATERIAL DECLARATION

### Functional Unit

1 m<sup>2</sup> of workspace (desking) for 1 individual maintained over a 10-year period, including packaging materials used for the final assembled product.

### Reference Flow and Product Specifications

This study modeled 0.744 workspace units (product number ATL22 X1 X1 4B04) with 1.344 m<sup>2</sup> of workspace (160x80cm plus screen), a height-adjustable worksurface for 1 person, a privacy screen, and a motorized lift mechanism. Assuming there is 1 lift occurring per hour, the energy requirement is 0.1183 kWh per hour.

### System Boundary

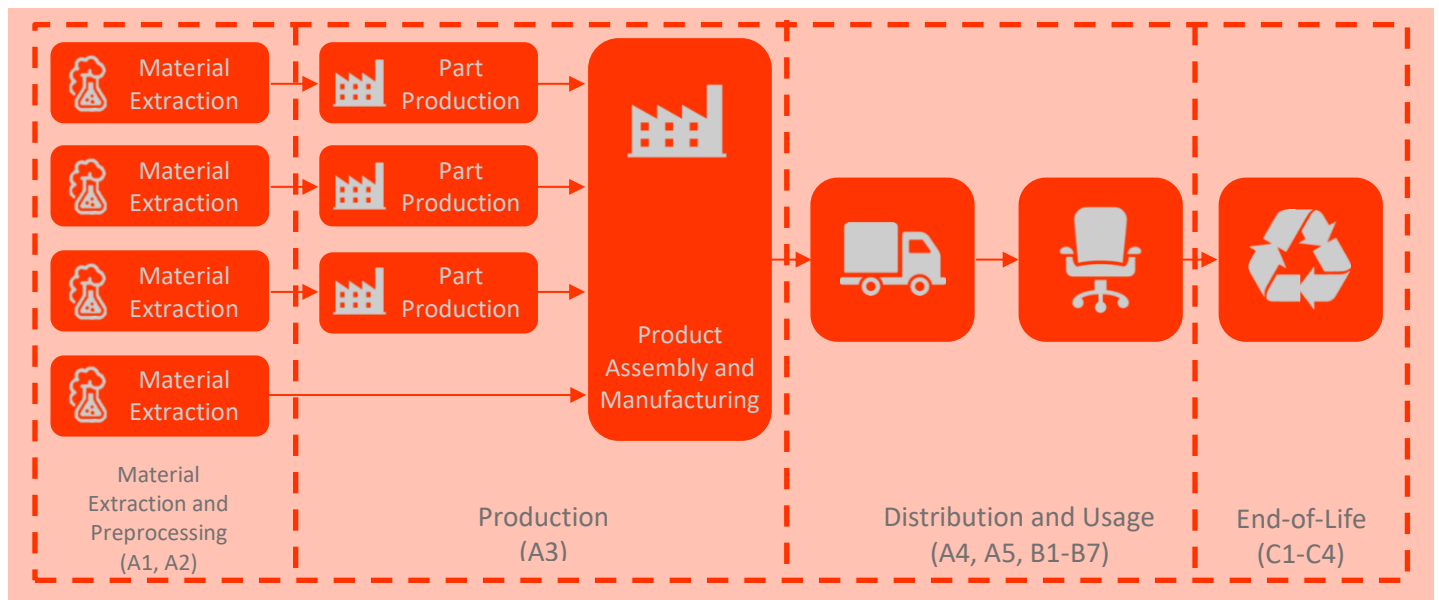
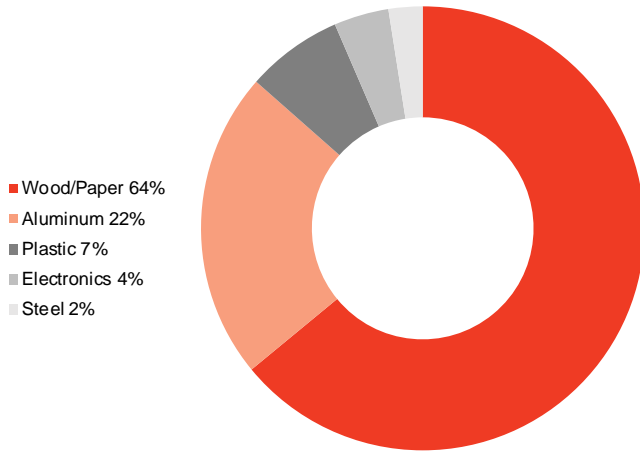
Cradle-to-Grave

### Content Declaration

The table to the right details the materials included in the product, summarized in the chart below. In order to achieve the functional unit, 0.744 workspace units is required.

Material	Mass (kg)	Mass (%)	Resource
Particle Board	21.85	64%	Virgin Renewable and Recycled Content
Aluminum	7.72	22%	Virgin Non-Renewable and Recycled Content
Electric Components	1.37	4%	Virgin Non-Renewable
Acrylonitrile Butadiene Styrene (ABS)	1.09	2%	Virgin Non-renewable
Polyethylene Terephthalate (PET)	0.75	2%	Virgin Non-renewable
Steel	0.85	2%	Virgin Non-Renewable and Recycled Content
Polypropylene (PP)	0.34	1%	Virgin Non-renewable
Polyamide 6 (PA6)	0.24	1%	Virgin Non-renewable
Medium Density Fiberboard (MDF)	0.16	1%	Virgin Renewable and Recycled Content
Adhesive	0.02	<1%	Virgin Non-renewable
<b>Total</b>	<b>34.49</b>	<b>100%</b>	

Packaging*	Mass (kg)	Mass (%)	Resource
Corrugate	2.15	73%	Recycled Content
Expanded Polystyrene	0.79	27%	Virgin Non-renewable
<b>Total</b>	<b>2.94</b>	<b>100%</b>	








Overview of Life Cycle Stages

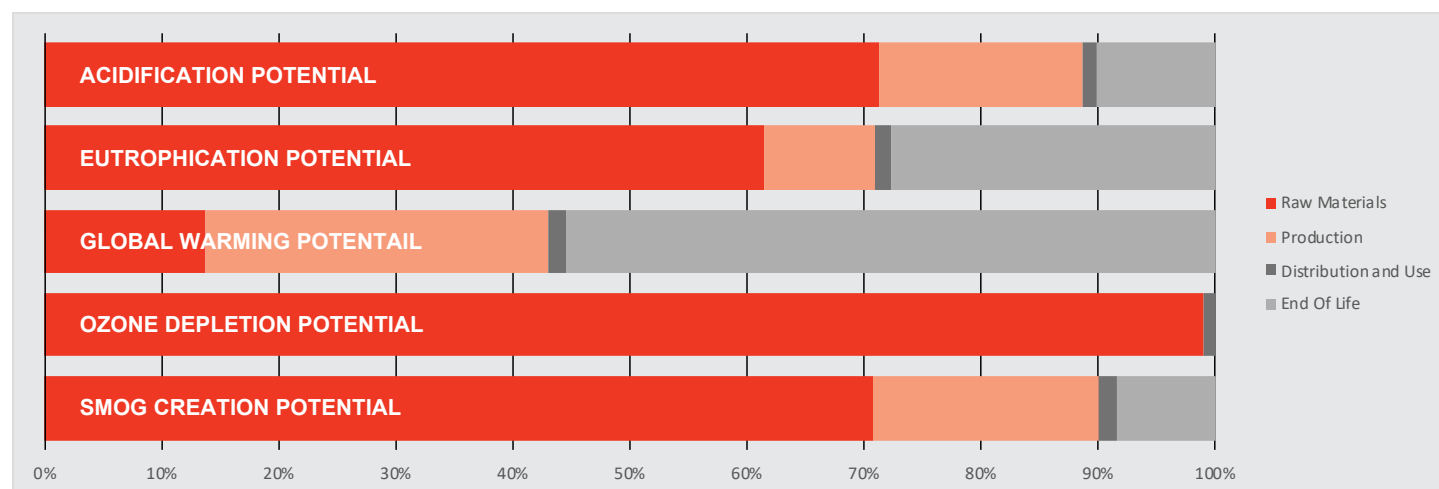
# Atlas<sup>®</sup> Office Landscape Desk with Screen

## Life Cycle Impact Assessment – BIFMA PCR for United States Production

Environmental Impacts were calculated using the GaBi software platform. Impact results according to the BIFMA PCR have been calculated using TRACI 2.1 characterization factors, as well as LCI indicators for primary energy and water usage. Results presented in this report are for 1 m<sup>2</sup> maintained for 10 years. Additionally, the results are relative expressions and do not predict impacts on category endpoints, the exceeding of thresholds, safety margins, or risks.

LCIA Impact Category	Unit	Total	Raw Material Production	Product Production	Distribution and Retail	End of Life
 Acidification Potential	kg SO <sub>2</sub> eq	2.66E-01	1.90E-01	4.60E-02	3.58E-03	2.66E-02
 Eutrophication Potential	kg N eq	2.75E-02	1.69E-02	2.60E-03	3.83E-04	7.63E-03
 Global Warming Potential	kg CO <sub>2</sub> eq	5.32E+01	7.35E+00	1.55E+01	8.47E-01	2.95E+01
 Photochemical Ozone Creation Potential (Smog)	kg O <sub>3</sub> eq	3.40E+00	2.41E+00	6.55E-01	5.49E-02	2.83E-01
 Ozone Depletion Potential	kg CFC-11 eq	1.03E-06	1.02E-06	2.56E-13	1.02E-08	4.21E-15
LCI Impact Category	Unit	Total	Raw Material Production	Product Production	Distribution and Retail	End of Life
 Primary Energy Demand (Renewable and Non-Renewable)	MJ (net cal value)	1.57E+03	1.20E+03	3.20E+02	2.03E+01	2.73E+01
 Fresh Water Consumption	kg	3.34E+02	2.23E+02	8.91E+01	4.16E+00	1.79E+01

### Life Cycle Impacts of Atlas Desk



# Atlas® Office Landscape Desk with Screen

## APPENDIX: EN 15804

In addition to the previous results, impact results according to EN 15804 have been calculated using CML characterization factors, as well as LCI indicators required. Results presented in this report are relative expressions and do not predict impacts on category endpoints, the exceeding of thresholds, safety margins, or risks.

### Modeling Assumptions

In order to comply with EN 15804, several modeling assumptions had to be altered from the previous BIFMA PCR-based results, as outlined here. The life cycle modules are aggregated differently according to the table below and Module D is included to calculate the benefits from the end-of-life scenarios including recycling materials, landfill gas capture, and waste-to-energy. Modules for which specific scenario data are not provided below were considered within the scope of study but had no relevant impact. As such, the relevant tables for these stages are not presented here.

Functional Unit

Parameter	Value
Functional Unit	1 m <sup>2</sup> of workspace for 1 individual maintained for a 10-year period (desking)
Number of Occupants	1
Reference Service Life Required	10 years

Reference Service Life

Parameter	Value per functional unit
Reference Service Life	10 Years
Design Application Parameters	Use as indicated in product brochure and warranty
Declared Product Properties	Properties given in product description on page 4

A4: Transport to the Building Site

Parameter	Value per functional unit
Transportation Type	Diesel Truck
Fuel Consumption	0.0886 kg
Distance	1000 km
Capacity Utilization	61%

End-of-Life

Parameter	Value per functional unit
Weight of Product Collected	25.6 kg
Weight to Recycling	2.17 kg
Weight to Energy Recovery	6.65 kg
Weight to Landfill	16.8 kg
Distance to Recycling	50 km
Distance to Energy Recovery	100 km
Distance to Landfill	50 km

A5: Installation in the Building

Parameter	Value per functional unit
Packaging Waste Produced	2.18 kg

### Life Cycle Stages

The results are provided according to the following life cycle modules:

Module	Description	Module	Description	Module	Description
A1	Product Stage: Raw Material Supply	B1	Use Stage: Use	C1	EOL: Deconstruction
A2	Product Stage: Transport	B2	Use Stage: Maintenance	C2	EOL: Transport
A3	Product Stage: Manufacturing	B3	Use Stage: Repair	C3	EOL: Waste Processing
A4	Construction Process Stage: Transport	B4	Use Stage: Replacement	C4	EOL: Disposal
A5	Construction Process Stage: Installation	B5	Use Stage: Refurbishment	D	Benefits beyond system
		B6	Operational Energy Use		
		B7	Operational Water Use		

# Atlas<sup>®</sup> Office Landscape Desk with Screen

## LCA Results – United Kingdom Production

### CML Results – United Kingdom Production – 1 m<sup>2</sup> of workspace maintained for 10 Years

Impact Category	A1-A3	A4	A5	B1	B2	B3	B4	B5	B6	B7	C1	C2	C3	C4	D
ADP-elements [kg Sb eq]	1.57E-03	5.50E-08	1.57E-05	0.00E+00	0.00E+00	0.00E+00	0.00E+00	0.00E+00	0.00E+00	0.00E+00	0.00E+00	5.80E-08	0.00E+00	1.41E-07	-2.35E-03
ADP-fossil fuel [MJ]	6.99E+02	4.12E+00	7.26E+00	0.00E+00	0.00E+00	0.00E+00	0.00E+00	0.00E+00	0.00E+00	0.00E+00	0.00E+00	5.15E+00	0.00E+00	1.75E+01	-2.14E+01
AP [kg SO <sub>2</sub> eq]	2.05E-01	7.01E-04	2.14E-03	0.00E+00	0.00E+00	0.00E+00	0.00E+00	0.00E+00	0.00E+00	0.00E+00	0.00E+00	8.04E-04	0.00E+00	7.60E-03	-6.25E-03
EP [kg Phosphate eq]	2.52E-02	1.88E-04	4.41E-04	0.00E+00	0.00E+00	0.00E+00	0.00E+00	0.00E+00	0.00E+00	0.00E+00	0.00E+00	2.09E-04	0.00E+00	1.85E-02	-4.98E-04
GWP [kg CO <sub>2</sub> eq]	2.29E+01	3.20E-01	5.26E-01	0.00E+00	0.00E+00	0.00E+00	0.00E+00	0.00E+00	0.00E+00	0.00E+00	0.00E+00	3.96E-01	0.00E+00	2.91E+01	-2.05E+00
ODP [kg CFC 11 eq]	9.34E-07	3.43E-17	9.34E-09	0.00E+00	0.00E+00	0.00E+00	0.00E+00	0.00E+00	0.00E+00	0.00E+00	0.00E+00	5.36E-17	0.00E+00	4.16E-15	-2.78E-14
POCP [kg Ethene eq]	2.02E-02	-2.32E-04	2.54E-04	0.00E+00	0.00E+00	0.00E+00	0.00E+00	0.00E+00	0.00E+00	0.00E+00	0.00E+00	-2.58E-04	0.00E+00	5.69E-03	-4.22E-04

ADP=Abiotic Depletion Potential; AP=Acidification Potential; EP=Eutrophication Potential; GWP=Global Warming Potential; ODP=Ozone Depletion Potential; POCP=Photochemical ozone creation potential

### Resource Use and Waste – United Kingdom Production – 1 m<sup>2</sup> of workspace maintained for 10 Years

Impact Category	A1-A3	A4	A5	B1	B2	B3	B4	B5	B6	B7	C1	C2	C3	C4	D
RPR <sub>E</sub> [MJ]	5.62E+02	1.90E-01	5.64E+00	0.00E+00	0.00E+00	0.00E+00	0.00E+00	0.00E+00	0.00E+00	0.00E+00	0.00E+00	2.16E-01	0.00E+00	1.43E+00	-1.25E+01
RPR <sub>M</sub> [MJ]	0.00E+00	0.00E+00	0.00E+00	0.00E+00	0.00E+00	0.00E+00	0.00E+00	0.00E+00	0.00E+00	0.00E+00	0.00E+00	0.00E+00	0.00E+00	0.00E+00	0.00E+00
RPR <sub>T</sub> [MJ]	5.62E+02	1.90E-01	5.64E+00	0.00E+00	0.00E+00	0.00E+00	0.00E+00	0.00E+00	0.00E+00	0.00E+00	0.00E+00	2.16E-01	0.00E+00	1.43E+00	-1.25E+01
NRPR <sub>E</sub> [MJ]	9.62E+02	4.56E+00	9.93E+00	0.00E+00	0.00E+00	0.00E+00	0.00E+00	0.00E+00	0.00E+00	0.00E+00	0.00E+00	5.60E+00	0.00E+00	2.01E+01	-3.53E+01
NRPR <sub>M</sub> [MJ]	0.00E+00	0.00E+00	0.00E+00	0.00E+00	0.00E+00	0.00E+00	0.00E+00	0.00E+00	0.00E+00	0.00E+00	0.00E+00	0.00E+00	0.00E+00	0.00E+00	0.00E+00
NRPR <sub>T</sub> [MJ]	9.62E+02	4.56E+00	9.93E+00	0.00E+00	0.00E+00	0.00E+00	0.00E+00	0.00E+00	0.00E+00	0.00E+00	0.00E+00	5.60E+00	0.00E+00	2.01E+01	-3.53E+01
SM [kg]	0.00E+00	0.00E+00	0.00E+00	0.00E+00	0.00E+00	0.00E+00	0.00E+00	0.00E+00	0.00E+00	0.00E+00	0.00E+00	0.00E+00	0.00E+00	0.00E+00	0.00E+00
RSF [MJ]	0.00E+00	0.00E+00	0.00E+00	0.00E+00	0.00E+00	0.00E+00	0.00E+00	0.00E+00	0.00E+00	0.00E+00	0.00E+00	0.00E+00	0.00E+00	0.00E+00	0.00E+00
NRSF [MJ]	0.00E+00	0.00E+00	0.00E+00	0.00E+00	0.00E+00	0.00E+00	0.00E+00	0.00E+00	0.00E+00	0.00E+00	0.00E+00	0.00E+00	0.00E+00	0.00E+00	0.00E+00
FW [m <sup>3</sup> ]	3.12E-01	8.53E-04	3.31E-03	0.00E+00	0.00E+00	0.00E+00	0.00E+00	0.00E+00	0.00E+00	0.00E+00	0.00E+00	8.59E-04	0.00E+00	1.70E-02	-2.07E-02
HWD [kg]	2.48E-05	7.84E-08	2.50E-07	0.00E+00	0.00E+00	0.00E+00	0.00E+00	0.00E+00	0.00E+00	0.00E+00	0.00E+00	7.85E-08	0.00E+00	8.07E-08	-1.89E-08
NHWD [kg]	4.59E+00	3.18E-04	2.03E-01	0.00E+00	0.00E+00	0.00E+00	0.00E+00	0.00E+00	0.00E+00	0.00E+00	0.00E+00	3.86E-04	0.00E+00	1.57E+01	-6.90E-02
RWD [kg]	4.39E-02	8.23E-06	4.42E-04	0.00E+00	0.00E+00	0.00E+00	0.00E+00	0.00E+00	0.00E+00	0.00E+00	0.00E+00	9.92E-06	0.00E+00	2.90E-04	-3.91E-03
CRU [kg]	0.00E+00	0.00E+00	0.00E+00	0.00E+00	0.00E+00	0.00E+00	0.00E+00	0.00E+00	0.00E+00	0.00E+00	0.00E+00	0.00E+00	0.00E+00	0.00E+00	0.00E+00
MFR [kg]	0.00E+00	0.00E+00	0.00E+00	0.00E+00	0.00E+00	0.00E+00	0.00E+00	0.00E+00	0.00E+00	0.00E+00	0.00E+00	0.00E+00	0.00E+00	0.00E+00	0.00E+00
MER [kg]	0.00E+00	0.00E+00	0.00E+00	0.00E+00	0.00E+00	0.00E+00	0.00E+00	0.00E+00	0.00E+00	0.00E+00	0.00E+00	0.00E+00	0.00E+00	0.00E+00	0.00E+00
EE [MJ]	0.00E+00	0.00E+00	0.00E+00	0.00E+00	0.00E+00	0.00E+00	0.00E+00	0.00E+00	0.00E+00	0.00E+00	0.00E+00	0.00E+00	0.00E+00	0.00E+00	0.00E+00

RPR<sub>E</sub>=Renewable Primary Energy from Non-Materials; RPR<sub>M</sub>=Renewable Primary Energy from Materials; RPR<sub>T</sub>=Total Renewable Primary Energy; NRPR<sub>E</sub>=Non-Renewable Primary Energy from Non-Materials; NRPR<sub>M</sub>=Non-Renewable Primary Energy from Materials; NRPR<sub>T</sub>=Total Non-Renewable Primary Energy; SM=Use of Secondary Materials; RSF=Use of Renewable Secondary Fuels; NRSF=Use of Non-Renewable Secondary Fuels; FW=Net Use of Fresh Water; HWD=Hazardous Waste Disposed; NHWD=Non-Hazardous Waste Disposed; RWD=Radioactive Waste Disposed; CRU=Components for Reuse; MFR=Materials for Recycling; MER=Materials for Energy Recovery; EE=Exported Energy