

Gesture®

EMEA



Certified
Environmental
Product Declaration
www.nsf.org



About this product

Gesture® redefines the relationship between you and your desk chair. Voted best office chair, its 360-degree arms, contoured back and adjustments are designed for all the ways technology shapes your posture.

One chair is required to meet the functional unit of seating one individual for a 10-year period.

Date of Issue: August 14, 2023
Date of Expiration: August 14, 2028

Learn more

- Explore Steelcase environmental philosophy and commitments [overview](#).
- Find product details and sustainability certifications on [product page](#) at steelcase.com.
- See our product [warranty](#).
- Contact epd@steelcase.com for any EPD-related questions or inquiries.

About this document

This declaration describes the Life Cycle Assessment of the Gesture® office stool produced for EMEA markets by Steelcase Inc. in France. The assessment is performed according to the ISO standards 14040 (2006), 14044 (2006) and 14025 (2006), EN 15804+A2 and BIFMA PCR for Seating: UNCPC 3811 (2020) to generate an EPD for business-to-business and business-to-consumer communication.

ASSESSMENT OVERVIEW

EPD commissioner	Steelcase® Inc
Corporate Address	901 44th Street SE Grand Rapids, Michigan 49508-7594 United States
Product group	Seating
Product name	Gesture®
Product intended use	Office Stool
Product reference service life	10 years
Reference standards	ISO 14025, ISO 14040, ISO 14044, EN 15804+A2
EPD scope	Cradle to grave
EPD number	EPD10855
Date of issuance	August 14, 2023
Date of expiration	August 14, 2028
EPD type	Product specific
EPD Product Coverage	Gesture task chairs for the EMEA market, including the following codes: 442 A30, 442 B30, 442 A40, 442 B40, 442 A50, 442 C30, 442 C40, 442 HAN (only coat hanger), 442 A30 E, 442 A40 E
Intended audience	Business to business and business to consumer
Year of reported manufacturer data	2021
Functional unit	One unit of seating to seat one individual for a reference service life of 10 years
Applicable markets/regions	EMEA
LCA software and database version	GaBi 10.6.2.9; GaBi database, 2022.2
LCIA methodology and version number	TRACI 2.1 and CML 2001-October 2012
Program administrator	NSF Certification LLC 789 N. Dixboro, Ann Arbor, MI 48105 www.nsf.org
Reference PCR and version number	BIFMA PCR for Seating: UNCPC 3811 (BIFMA PCR, 2020)
PCR reviewer	Review Panel Chaired by Dr. Thomas Gloria
EPD reviewer	External review conducted by: Jack Geibig, jgeibig@ecoform.com  This declaration and its Life Cycle Assessment was independently verified in accordance with ISO standards 14040 (2006), 14044 (2006) and 14025 (2006), BIFMA PCR for Seating UNCPC 3811 (2020), and EN 15804+A2.
LCA reviewer	External review conducted by: Jack Geibig, jgeibig@ecoform.com  The product Life Cycle Assessment was conducted in accordance with ISO 14044, EN 15804+A2, and the reference PCR.
Disclaimer	The PCR this EPD was based on was written to determine the potential environmental impacts of a seating product from cradle to grave. It was not written to support comparative assertions. EPDs based on different PCRs, or different calculation models, may not be comparable. When attempting to compare EPDs or life cycle impacts of products from different companies, the user should be aware of the uncertainty in the final results, due to and not limited to, the practitioner's assumptions, the source of the data used in the study, and the specifics of the product modeled.

ASSESSMENT PARAMETERS

Functional unit

One unit of seating to seat one individual for a reference service life of 10 years. One product required to fulfill the functional unit.

Product scope

One Gesture stool (product number 442 B30) with an aluminum base, advanced synchro-tilt mechanisms, shell back, hard casters, and a headrest. This office stool configuration is determined to be representative of all configurations produced in EMEA and is considered to have the highest impacts of all configurations produced in this region, making this a conservative estimate.



Manufacturing location

Sarrebourg, France

Product codes within the variation allowance

442 A30, 442 B30, 442 A40, 442 B40, 442 A50,
442 C30, 442 C40, 442 HAN (only coat hanger),
442 A30 E, 442 A40 E

Applicable markets and regions

EMEA




Assessment goal and scope

The potential environmental impacts of Gesture and its packaging throughout its entire life cycle – including raw materials extraction, production, transport, use, and end of life – were assessed. In the absence of primary information, the GaBi database was used for secondary data.

The life cycle stages included in this assessment follow the BIFMA PCR for Seating: UNCPC 381 1 V3 and the reporting format of EVS-EN 15804:2012+A2:2019 Sustainability of construction works – Environmental product declarations – core rules for the product category of construction products. Material acquisition and pre-processing (including transportation), production, distribution, use and end-of-life are assessed for the seating product.

Assessment boundary

The Life Cycle Assessment considers the full life cycle of the product as described here, cradle to grave. Life cycle stages included in this assessment follow the BIFMA PCR for Seating. Because the BIFMA PCR serves as the core PCR, life cycle stages and phases are first presented according to the PCR for seating, then additionally reported on by EN 15804+A2 life cycle modules.

	Stage	Status
 <p>Cradle to inbound gate MATERIALS ACQUISITION Raw material extraction, pre-processing and transportation of materials to suppliers.</p>	A1. Raw material supply	✓
	A2. Transport	✓
 <p>Gate to gate PRODUCTION PROCESS Transportation of furniture components and materials from Tier 1 suppliers to Steelcase final manufacturing facility. External and internal production.</p>	A3. Manufacturing	✓
	A4. Transport	✓
 <p>Gate to grave DISTRIBUTION, USE AND END OF LIFE Distribution of products, installation, use and end of life.</p>	A5. Installation	✓
	B1. Use	✓
	B2. Maintenance/cleaning	✓
	B3. Repair	✓
	B4. Replacement	✓
	B5. Refurbishment	✓
	B6. Operational energy use	✓
	B7. Operational water use	✓
	C1. Disassembly	✓
	C2. Transport	✓
	C3. Waste processing	✓
	C4. Disposal	✓
Beyond the boundary	D. Reuse/recovery	✓

MATERIALS

The product composition, packaging composition, recycled content, and recyclability visuals below relate specifically to the configuration with highest impacts, consisting of a stool with an aluminum base, advanced synchro-tilt mechanisms, shell back, hard casters, and a headrest.

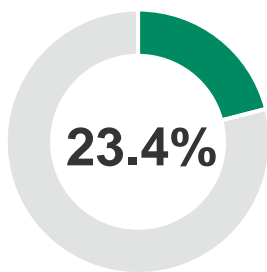
Product composition

Material	Weight (kg)	Weight (%)	Resource Type
Steel	15.696	48.05%	Recycled, Virgin Non-renewable
Polypropylene (PP)	6.689	20.48%	Virgin Non-renewable
Nylon (PA6 and PA66)	3.510	10.73%	Virgin Non-renewable
Aluminum	3.339	10.22%	Recycled, Virgin Non-renewable
Polyurethane (PU)	1.577	4.83%	Virgin Non-renewable
Polyoxymethylene (POM)	0.568	1.74%	Virgin Non-renewable
Polyester	0.496	1.52%	Virgin Non-renewable
Thermoplastic Polyurethane (TPU)	0.476	1.46%	Virgin Non-renewable
Other	0.318	0.97%	Recycled, Virgin Non-renewable
Total	32.668	100%	

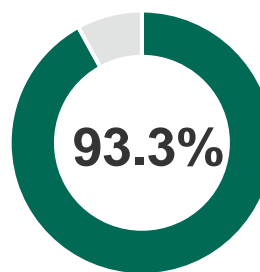
Product packaging composition

Material	Weight (kg)	Weight (%)	Resource Type
Cardboard	4.173	97.39%	Renewable
PE	0.088	2.05%	Non-renewable
PP	0.024	0.56%	Non-renewable
Total	4.285	100%	

Product recycled content* and recyclability** summary



TOTAL RECYCLED CONTENT *



RECYCLABILITY BY WEIGHT**

*Total recycled content based on supplier's data. The source of recycled content of various materials could be either post-industrial or post-consumer based on market availability.

**Recyclability: this recyclability rate is the maximum amount of the product that is recyclable, based on the availability of recycling facilities in the specified regions and the ability of the product to be disassembled. Note that, per the requirements of the PCR, the end-of-life results presented in this EPD were calculated using the US EPA's recycling rates within the 2020 Municipal Solid Waste Report for parts that can be disassembled.

RESULTS

Results for one Gesture stool with an aluminum base, advanced synchro-tilt mechanisms, shell back, hard casters, and a headrest shown on the subsequent pages.

Life cycle impact by category and stage

Environmental impacts were calculated using the GaBi software platform. Impact results according to the BIFMA PCR have been calculated using TRACI 2.1 characterization factors, as well as LCI indicators for primary energy and water usage. Results presented in this report are for one seat maintained for one individual for 10 years. Additionally, the results are relative expressions and do not predict impacts on category endpoints, the exceeding of thresholds, safety margins, or risks.

	Unit	Life cycle stages				Totals
		Materials acquisition	Production process	Distribution & Use	End of life	
*Global warming potential (100 years) Warming of the atmosphere caused by the global release of greenhouse gases.	kg CO2 eq	1.18E+02	3.04E+01	7.49E+00	7.90E+00	1.64E+02
*Acidification Emissions that increase the acidity of the environment due to various chemical reactions and/or biological activity, or by natural circumstances.	kg SO2 eq	3.34E-01	1.93E-01	3.50E-02	3.93E-03	5.66E-01
*Photochemical ozone creation (Smog) Through various chemical reactions, which occur between nitrogen oxides (NOx) and volatile organic compounds (VOCs) in sunlight.	kg O3 eq	4.84E+00	3.16E+00	8.09E-01	5.39E-02	8.86E+00
*Eutrophication Enrichment of an aquatic ecosystem with nutrients (nitrates, phosphates) that accelerate biological productivity and an undesirable accumulation of algal biomass.	kg N eq	1.75E-02	1.77E-02	3.11E-03	1.32E-03	3.96E-02
*Ozone depletion Reduction of the stratospheric ozone layer due to anthropogenic emissions of ozone depleting substances.	kg CFC-11 eq	2.96E-12	9.22E-10	1.42E-14	9.10E-14	9.25E-10
Primary energy demand Energy consumption at the source.	MJ	2.34E+03	8.14E+02	1.10E+02	2.64E+01	3.29E+03
Net freshwater usage Freshwater used and otherwise not recoverable.	kg	7.94E+02	2.81E+02	1.47E+01	1.91E+01	1.11E+03

*Methods: TRACI 2.1

Global warming potential summary



Life cycle resource consumption & waste summary

Additionally, results have been calculated using LCIA methodologies for core environmental impact categories specified in EN 15804+A2, as well as LCI indicators required by EN15804+A2. The results are relative expressions and do not predict impacts on category endpoints, the exceeding of thresholds, safety margins, or risks.

	Unit	Product Stage	Construction Stage			Use Stage							End of Life		Benefits and Loads Beyond the System Boundary	
		A1–A3	A4	A5	B1	B2	B3	B4	B5	B6	B7	C1	C2	C3	C4	D
Climate change, total	kg CO2 eq	1.53E+02	7.63E+00	2.03E+00	0	0	0	0	0	0	0	0	8.30E-02	5.12E+00	1.17E+00	-1.01E+01
Climate change, fossil	kg CO2 eq	1.61E+02	7.62E+00	1.46E-01	0	0	0	0	0	0	0	0	8.28E-02	5.12E+00	1.18E+00	-1.43E+01
Climate change, biogenic	kg CO2 eq	-7.84E+00	5.83E-03	1.88E+00	0	0	0	0	0	0	0	0	1.92E-04	2.28E-03	-1.16E-02	4.22E+00
Climate change, land use and land use change	kg CO2 eq	3.36E-02	5.25E-03	4.76E-05	0	0	0	0	0	0	0	0	5.53E-05	-6.08E-04	6.44E-04	-4.05E-03
Ozone depletion	kg CFC-11 eq	8.63E-10	6.81E-13	1.50E-13	0	0	0	0	0	0	0	0	7.47E-15	2.73E-12	1.60E-12	-5.75E-11
Resource use, fossils**	MJ	2.73E+03	9.84E+01	1.40E+00	0	0	0	0	0	0	0	0	1.08E+00	4.15E+00	1.68E+01	-2.08E+02
Eutrophication, marine	kg N eq	1.39E-01	1.88E-02	2.86E-04	0	0	0	0	0	0	0	0	1.34E-04	-2.94E-04	8.82E-04	-9.05E-03
Eutrophication, terrestrial	Mole of N eq	1.48E+00	2.07E-01	2.10E-03	0	0	0	0	0	0	0	0	1.48E-03	-2.10E-03	9.68E-03	-8.83E-02
Eutrophication, freshwater	kg PO4 eq	9.48E-04	3.80E-05	1.17E-05	0	0	0	0	0	0	0	0	4.00E-07	-6.90E-08	1.55E-04	-5.58E-05
Acidification	Mole of H+ eq	6.05E-01	3.76E-02	5.43E-04	0	0	0	0	0	0	0	0	2.74E-04	-1.32E-03	3.75E-03	-3.68E-02
Water use**	m3 world equiv	2.99E+01	4.45E-01	5.52E-02	0	0	0	0	0	0	0	0	4.71E-03	7.72E-01	-6.65E-03	-2.06E+00
Photochemical ozone formation, human health	kg NMVOC eq	4.13E-01	3.83E-02	9.57E-04	0	0	0	0	0	0	0	0	2.65E-04	-8.26E-04	2.78E-03	-2.91E-02
Resource use, mineral and metals**	kg Sb eq	7.01E-04	2.41E-06	1.10E-08	0	0	0	0	0	0	0	0	2.54E-08	-2.74E-08	9.26E-08	-6.70E-05
Use of renewable primary energy (PERE)	MJ	3.29E+02	4.10E+00	1.26E-01	0	0	0	0	0	0	0	0	4.34E-02	1.34E+00	1.40E+00	-1.05E+02
Primary energy resources used as raw materials (PERM)	MJ	5.84E+01	0	0	0	0	0	0	0	0	0	0	0	0	0	0
Total use of renewable primary energy resources (PERT)	MJ	3.88E+02	4.10E+00	1.26E-01	0	0	0	0	0	0	0	0	4.34E-02	1.34E+00	1.40E+00	-1.05E+02
Use of non-renewable primary energy (PENRE)	MJ	2.18E+03	1.06E+02	1.41E+00	0	0	0	0	0	0	0	0	1.15E+00	4.11E+00	1.68E+01	-2.08E+02

		Product Stage	Construction Stage			Use Stage							End of Life		Benefits and Loads Beyond the System Boundary	
	Unit	A1–A3	A4	A5	B1	B2	B3	B4	B5	B6	B7	C1	C2	C3	C4	D
Non-renewable primary energy resources used as raw materials (PENRM)	MJ	5.85E+02	0	0	0	0	0	0	0	0	0	0	0	0	0	0
Total use of non-renewable primary energy resources (PENRT)	MJ	2.77E+03	1.06E+02	1.41E+00	0	0	0	0	0	0	0	0	1.15E+00	4.11E+00	1.68E+01	-2.08E+02
Input of secondary material (SM)	kg	1.42E+01	0	0	0	0	0	0	0	0	0	0	0	0	0	0
Use of renewable secondary fuels (RSF)	MJ	0	0	0	0	0	0	0	0	0	0	0	0	0	0	0
Use of non renewable secondary fuels (NRSF)	MJ	0	0	0	0	0	0	0	0	0	0	0	0	0	0	0
Recovered energy (RE)	MJ	0	0	0	0	0	0	0	0	0	0	0	0	0	0	0
Use of net fresh water (FW)	m3	1.07E+00	1.47E-02	1.34E-03	0	0	0	0	0	0	0	0	1.56E-04	1.72E-02	3.57E-04	-7.76E-02
Hazardous waste disposed (HWD)	kg	1.15E-04	4.38E-10	1.81E-10	0	0	0	0	0	0	0	0	4.72E-12	4.44E-10	2.47E-09	-2.58E-05
Non-hazardous waste disposed (NHWD)	kg	1.39E+01	9.06E-03	8.87E-01	0	0	0	0	0	0	0	0	9.70E-05	7.88E-01	2.12E+01	3.69E-01
Radioactive waste disposed (RWD)	kg	0	0	0	0	0	0	0	0	0	0	0	0	0	0	0
High-level radioactive waste, conditioned, to final repository (HLRW)	kg	5.77E-05	3.47E-07	1.96E-08	0	0	0	0	0	0	0	0	3.67E-09	2.78E-07	2.04E-07	-4.81E-06
Intermediate- and low-level radioactive waste, conditioned to final repository (ILLRW)	kg	7.08E-02	2.92E-04	2.05E-05	0	0	0	0	0	0	0	0	3.09E-06	3.59E-04	2.02E-04	-6.46E-03
Components for re-use (CRU)	kg	0	0	0	0	0	0	0	0	0	0	0	0	0	0	0
Materials for recycling (MFR)	kg	2.73E+00	0	2.86E+00	0	0	0	0	0	0	0	0	0	6.95E+00	0	0
Material for energy recovery (MER)	kg	0	0	0	0	0	0	0	0	0	0	0	0	0	0	0
Exported electrical energy (EEE)	MJ	2.18E+00	0	1.09E+00	0	0	0	0	0	0	0	0	0	9.28E+00	0	0
Exported thermal energy (EET)	MJ	1.68E+00	0	1.05E+00	0	0	0	0	0	0	0	0	0	1.47E+01	0	0
Biogenic carbon content in product	kg	0	0	0	0	0	0	0	0	0	0	0	0	0	0	2.15E+00

		Product Stage	Construction Stage			Use Stage							End of Life		Benefits and Loads Beyond the System Boundary	
<i>Unit</i>		A1-A3	A4	A5	B1	B2	B3	B4	B5	B6	B7	C1	C2	C3	C4	D
Biogenic carbon content in packaging	kg	6.58E+00	0	2.09E+00	0	0	0	0	0	0	0	0	0	0	0	4.49E+00
Particulate matter emissions (PM)	Disease incidence	8.77E-06	3.76E-07	4.83E-09	0	0	0	0	0	0	0	0	2.87E-09	-2.17E-08	3.83E-08	-4.37E-07
Ionizing human radiation (IRP)*	kBq U235 eq.	1.18E+01	2.47E-02	3.03E-03	0	0	0	0	0	0	0	0	2.61E-04	6.10E-02	2.94E-02	-9.93E-01
Eco-toxicity freshwater (ETP-fw)	CTUe	1.12E+03	7.95E+01	1.41E+00	0	0	0	0	0	0	0	0	8.86E-01	1.16E+00	1.33E+01	-6.76E+01
Human toxicity - Cancer (HTP-c)	CTUh	5.40E-06	1.87E-09	5.44E-11	0	0	0	0	0	0	0	0	1.61E-11	8.93E-11	6.86E-10	-1.03E-08
Human toxicity - noncancer (HTP-nc)	CTUh	2.15E-06	5.27E-08	6.25E-09	0	0	0	0	0	0	0	0	5.29E-10	8.38E-09	6.33E-08	-1.78E-07
Land use related impacts / soil quality (SQP)	n/a	3.74E+02	1.92E+01	1.44E-01	0	0	0	0	0	0	0	0	2.02E-01	7.83E-01	1.30E+00	-5.61E+02

* This impact category deals mainly with the eventual impact of low dose ionizing radiation on human health of the nuclear fuel cycle. It does not consider effects due to possible nuclear accidents, occupational exposure nor due to radioactive waste disposal in underground facilities. Potential ionizing radiation from the soil, from radon and from some construction materials is also not measured by this indicator.

** The results of this environmental impact indicator shall be used with care as the uncertainties on these results are high or as there is limited experienced with the indicator

Functional Unit	
Parameter	Value
Declared unit	1 seat for 1 individual maintained for a 10-year period
Number of occupants	1
Reference service life required	10 years

A4: Transport to the building site		
Parameter	Value per functional unit	Value per functional unit
Transportation type	Truck	Ship
Fuel consumption (l/km)	0.42 diesel	130 heavy fuel oil
Distance	2,533 km	65 km
Capacity utilization	67%	53%
Capacity utilization volume factor	=1	=1
Weight of product (kg)		32.668
Volume (m ³)		0.441

A5: Installation in the building	
Parameter	Value per functional unit
Packaging waste produced	4.285 kg
Installation Assumptions	No product waste, Installed with hand tools.

B1: Use	
Parameter	Value per functional unit
There are no emissions related to the expected use of this product.	

B2: Maintenance	
Parameter	Value per functional unit
Maintenance Process	No maintenance is expected for this product
Maintenance cycle	0
Ancillary Materials for maintenance (kg/cycle)	0
Waste materials resulting from maintenance (kg)	0
Net fresh water consumption during maintenance (m ³)	0
Energy input during maintenance (kWh)	0

Reference service life (RSL)	
Parameter	Value per functional unit
Reference service life	10 years
Design application parameters	Use as indicated in product brochure and warranty
Declared product properties	Properties given in product description on page 3
Indoor environment	Typical office and home environment
Use conditions	Typical office and home use

B3: Repair	
Parameter	Value per functional unit
Repair process	No repairs are expected for this product
Inspection process	No repairs are expected for this product
Repair cycle (#/RSL)	0
Ancillary materials (kg)	0
Waste materials from repair (kg)	0
Net freshwater consumption during repair (m ³)	0
Energy input during repair (kWh)	0

B4: Replacement	
Parameter	Value per functional unit
Replacement cycle (#/RSL)	0
Energy input during replacement (kWh)	0
Exchange of worn parts during the products life cycle (kg)	0

B5: Refurbishment	
Parameter	Value per functional unit
Refurbishment process	No refurbishment is expected for this product
Refurbishment cycle (#/RSL)	0
Energy input during refurbishment (kWh)	0
Material input for refurbishment (kg)	0
Waste material resulting from refurbishment (kg)	0

B6 and B7: Use of energy and Use of Water	
Parameter	Value per functional unit
Ancillary materials (kg)	0
Net freshwater consumption (m ³)	0
Power output of equipment (kW)	0
Characteristic performance	n/a

C1-C4: End-of-life	
Parameter	Value per functional unit
Weight of product collected	32.668 kg
Weight to recycling	7.029 kg
Weight to energy recovery	4.505 kg
Weight to landfill	21.134 kg
Distance to recycling	32.2 km
Distance to energy recovery	32.2 km
Distance to landfill	32.2 km

ADDITIONAL ENVIRONMENTAL INFORMATION

Indoor air: Steelcase seating products are certified with SCS's Indoor Advantage Gold™ program, conforming to the ANSI/BIFMA Furniture Emissions Standard (M7.1/X7.1-2011 R2021) and CDPH/EHLB Standard Method (CA 01350) v1.2-2017 for seating. The certification can be found [here](#).

REFERENCES

EN 15804:2012+A2:2019/AC:2021, Sustainability of construction works – Environmental product declarations – Core rules for the product category of construction products

Life Cycle Assessment, LCA Report for Steelcase. WAP Sustainability Consulting. November 2022.

NSF BIFMA Product Category Rule (PCR) for Seating: UNCPC 3811, Version 3. September 2020.

ISO 14025:2006 Environmental Labels and Declarations – Type III Environmental Declarations – Principles and Procedures.

ISO 14040:2006 Environmental Management – Life Cycle Assessment – Principles and Framework, Requirements and Guidelines.

ISO 14044:2006 Environmental Management – Life cycle assessment – Requirements and Guidelines.

ISO 14044: 2006/ Amd 1:2017 Environmental Management – Life cycle assessment – Requirements and Guidelines – Amendment 1.

Product Category Rule for Environmental Product Declarations, BIFMA PCR for Seating: UNCPC 3811 (ext. 2020-111)

Steelcase®

Visit steelcase.com

 facebook.com/Steelcase

 twitter.com/Steelcase

 youtube.com/SteelcaseTV

Contact
For further questions, please contact:
epd@steelcase.com