






# ENVIRONMENTAL PRODUCT DECLARATION

## GoldPlus – Primers & Waterproofing



Certified  
Environmental  
Product Declaration  
[www.nsf.org](http://www.nsf.org)



<b>Program Operator</b>	NSF Certification LLC 789 N. Dixboro, Ann Arbor, MI 48105 www.nsf.org	
<b>Manufacturer Name and Address</b>	Bostik, Inc. Conyers Georgia Plant, 150 Parker Road, Conyers, GA 30094	
<b>Declaration Number</b>	EPD10880	
<b>Declared Product and Functional Unit</b>	GoldPlus manufactured at Conyers, GA 1 m <sup>2</sup> of covered and protected substrate for a period of 60 years	
<b>Reference PCR and Version Number</b>	ISO 21930 as core PCR and use IBU Adhesives PCR as guidance	
<b>Product's intended Application and Use</b>	Flooring and Wall Applications	
<b>Product RSL</b>	Cradle to gate with EOL (with 1 year use phase results)	
<b>Markets of Applicability</b>	North America	
<b>Date of Issue</b>	10/13/2023	
<b>Period of Validity</b>	5 years from date of issue	
<b>EPD Type</b>	Product Specific	
<b>Range of Dataset Variability</b>	N/A	
<b>EPD Scope</b>	Cradle to Gate	
<b>Year of reported manufacturer primary data</b>	2019	
<b>LCA Software and Version Number</b>	GaBi 10.6.1.265	
<b>LCI Database and Version Number</b>	GaBi Database Service Pack 2022.1	
<b>LCIA Methodology and Version Number</b>	TRACI 2.1 IPCC AR6	
<b>The sub-category PCR review was conducted by:</b>	Thomas Gloria, PhD Bill Stough Dr. Michael Overcash	
<b>This declaration was independently verified in accordance with ISO 14025: 2006. The PCR chosen conforms to ISO 21930:2017.</b> <input type="checkbox"/> Internal <input checked="" type="checkbox"/> External	Jack Geibig - EcoForm <a href="mailto:jgeibig@ecoform.com">jgeibig@ecoform.com</a> 	
<b>This life cycle assessment was conducted in accordance with ISO 14044 and the reference PCR by:</b>	WAP Sustainability Consulting	
<b>This life cycle assessment was independently verified in accordance with ISO 14044 and the reference PCR by:</b>	Jack Geibig - EcoForm <a href="mailto:jgeibig@ecoform.com">jgeibig@ecoform.com</a> 	
<p>Limitations: Environmental declarations from different programs (ISO 14025) may not be comparable. In order to support comparative assertions, this EPD meets all comparability requirements stated in ISO 14025:2006. However, differences in certain assumptions, data quality, and variability between LCA data sets may still exist. As such, caution should be exercised when evaluating EPDs from different manufacturers, as the EPD results may not be entirely comparable. Any EPD comparison must be carried out at the building level per ISO 21930 guidelines. The results of this EPD reflect an average performance by the product and its actual impacts may vary on a case-to-case basis.</p>		



## Description of Company

Bostik is a world-class leader in sealing and bonding technologies. We create smart adhesive solutions for both industries and consumers, covering a broad range of markets such as construction, packaging, automotive, high tech, hygiene products, etc. The adhesive division of the Arkema Group, a specialty materials leader, Bostik benefits from unique research & development capabilities to help build a world that is safer, more sustainable, and adaptive. With over 2 billion USD annual sales and over 6,000 people, Bostik is present in more than 50 countries.

## Product Definition and Characteristics

GoldPlus™ is a ready-to-use, roller-applied, latex waterproofing and anti-fracture membrane for use beneath thin-set ceramic tile installations on vertical and horizontal surfaces. GoldPlus™ exceeds the requirements of ANSI A118.10 (specification for waterproofing membranes beneath thin-set tile and stone) and ANSI A118.12 specification for crack isolation membranes. Use GoldPlus™ in commercial or residential applications. Apply over concrete, cement block walls, cement backer board, exterior grade plywood (interior, dry installations only), mortar beds, and poured gypsum-based underlayments. Use to prevent tile cracking caused by the shrinkage of new concrete slabs and to prevent cracks up to 1/8" from transferring through tile or stone. Use GoldPlus™ to waterproof showers, lavatories, fountains, commercial kitchens and restaurants, etc. GoldPlus™ contains Bostik's Blockade® antimicrobial protection which helps protect against the growth of bacteria, mold, and mildew and enables it to offer resistance to stains caused by mold. There is no colorant added to this product after the product leaves Bostik's manufacturing facility.

## Product Classification and Description

Gold Plus is primarily a moisture mitigation product but can also be used as an interior primer.

Table 1: Technical Data

GoldPlus	
<b>Dry Time</b>	1 hour at 50% RH/70°F (21°C)
<b>Coverage</b>	45 ft <sup>2</sup> /gallon with a thickness of 30 mil wet/20 mil dry GoldPlus™ layer
<b>Shelf Life</b>	12 months
<b>VOC</b>	<80 g/L (as calculated per SCAQMD 1113)



## Life Cycle Stages

### Product Stage

#### *Raw material manufacturing*

Typical product composition provided by Bostik is summarized in Table 2.

Table 2: Product Composition

Ingredient Category	% of product by mass
Glycol	1 – 5%
Filler	10 - 20 %
Thickener	1 – 5%
Water	20 – 50%
Styrenated Rubber	30 - 50%
Proprietary Additives	<2%

#### *Transportation of raw materials to plants*

The distances were modeled by materials and calculated using a supplier location and location of manufacturing. For materials where supplier data was not provided, a default distance of 750 miles was used per PCR default scenarios.

#### *Coating manufacturing*

The manufacturing process primarily consists of mixing and dispersing raw materials into a homogenous mixture. After that the product is packaged in pails and transported to the customer.

### Design and Construction Stage

#### *Transportation*

In this stage, the product is transported from the manufacturing site to the distributor, and finally to the application site. The product is delivered to the customer via truck and transportation distances were calculated based on sales records provided by Bostik.

### Use and Maintenance Stage

There is no use stage associated with this product as they are beneath flooring coverings. Any leftover product may be disposed of based on local regulations.



## End of Life Stage

Gold Plus is bonded to flooring substrates, therefore, when the substrate is removed or replaced, the product is disposed of with it. It was assumed that 100% of the product is sent to landfill. Packaging disposal is modeled based on US EPA data due to absence of primary data.

## Life Cycle Assessment Methodology

### Functional Unit

The functional unit according to the PCR is 1 m<sup>2</sup> of covered and protected substrate for a period of 60 years.

### Market-Based Life Used in Assessment

The market-based life time used for Gold Plus is 5-years. Therefore, after initial installation in a building with an estimated service life (ESL) of 60 years there will be 11 replacements needed for each product in the study. The mass of product per functional unit is shown in Table 3.

Table 3: Mass per functional unit

Product	Mass per functional unit (kg)
GoldPlus	1

### Design-Based Life Used in Assessment

Gold Plus does not merit the types of performance testing as outlined in the PCR to warrant a design-based lifetime.

### System Boundary

This LCA is a Cradle-to-Grave study.

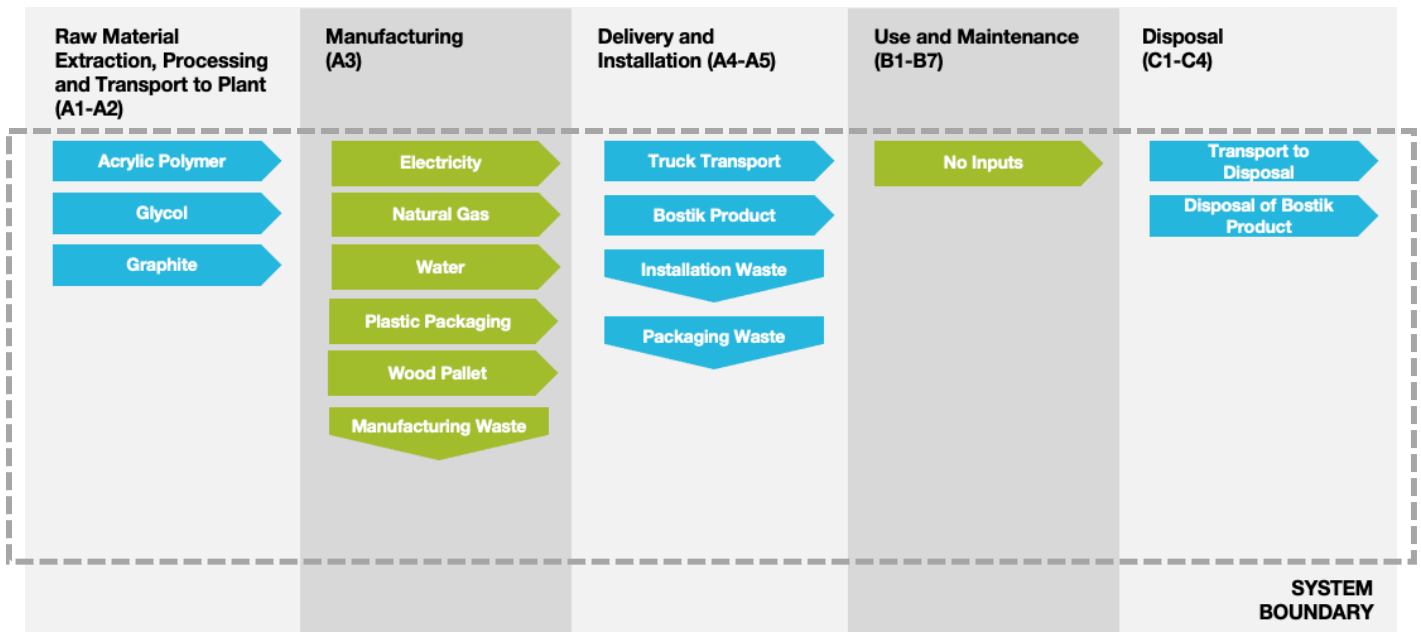


Figure 1: System Boundary

## Estimates and Assumptions

All estimates and assumptions are within the requirements of ISO 14040/44. The majority of the estimations are within the primary data. The primary data was collected as annual totals including all utility usage and production information. For the LCA, the usage information was divided by the production volume to create an energy use per declared unit. Other assumptions are listed below:

- ❑ Availability of geographically more accurate datasets would have improved the accuracy of the study.
- ❑ Since this LCA uses the cut-off approach to recycled material in the product, no credit is given to product system but rather is exempted from the burden of extracting virgin material in place of using recycled material.
- ❑ Only known and quantifiable environmental impacts are considered.
- ❑ Due to the assumptions and value choices listed above, these do not reflect real-life scenarios and hence they cannot assess actual and exact impacts, but only potential environmental impacts.

## Data Quality Assessment

The overall data quality is considered very good.



## ***Geographical Coverage***

The geographical scope of the manufacturing portion of the life cycle is Conyers, GA, USA. All primary data were collected from the manufacturer. The geographic coverage of primary data is considered excellent.

The geographical scope of the raw material acquisition is the United States. Customer distribution, site installation, and use portions of the life cycle is mostly the United States.

In selecting secondary data (i.e. GaBi Datasets), priority was given to the accuracy and representativeness of the data. When available and deemed of significant quality, country-specific data were used. However, priority was given to technological relevance and accuracy in selecting secondary data. This often led to the substitution of regional and/or global data for country-specific data. Overall geographic data quality is considered good.

## ***Time Coverage***

Primary data were provided by the manufacturer and represent all information for calendar year 2019. The project commenced in 2021. Due to deviation from business-as-usual manufacturing in 2020, attributed to the COVID-19 pandemic, utility data from 2019 were used. Using these data meets the PCR requirements. Time coverage of these primary data is considered good.

Data necessary to model cradle-to-gate unit processes was sourced from Sphera GaBi LCI datasets. Time coverage of the GaBi datasets varies from approximately 2019 to present. All datasets rely on at least one 1-year average data. Overall time coverage of the datasets is considered good and meets the requirement of the PCR.

## ***Technological Coverage***

Primary data provided by the manufacturer is specific to the technology the company uses in manufacturing their product. It is site-specific and considered of good quality. It is worth noting that the energy used in manufacturing the product includes overhead energy such as lighting, heating and sanitary use of water.

Data necessary to model cradle-to-gate unit processes was sourced from GaBi LCI datasets. Technological coverage of the datasets is considered good relative to the actual supply chain of the manufacturer. While improved life cycle data from suppliers would improve technological coverage, the use of lower-quality generic datasets does meet the goal of this LCA.



## Completeness

The data included is considered complete. No known flows above 1% were excluded and the sum of all excluded flows totals less than 5%.

## Period under Review

The period under review is calendar year 2019.

## Allocation

General principles of allocation were based on ISO 14040/44. To derive per-unit values for manufacturing inputs, allocation based on total production by mass was adopted.

## Cut-off Criteria

Materials inputs greater than 1% (based on total mass of the final product) were included with the scope of this analysis. Material inputs less than 1% were included if sufficient data was available to warrant and/or the material input was thought to have significant environmental impact.

The list of excluded materials and energy inputs include:

- Some minor additives have been excluded (1.5%). The exclusion of these materials has no major impacts on the overall results. However, to account for this difference, the inputs were scaled up to fill in the missing additives to total the composition to 100%.
- As the tools used during the installation of the product are multi-use tools and can be reused after each installation, the per-declared unit impacts are considered negligible and therefore are not included.
- Some material inputs may have been excluded within the GaBi datasets used for this project. All GaBi datasets have been critically reviewed and conform to the exclusion requirement of ISO 21930.



## Life Cycle Impact Assessment

### LCIA Description

The Life Cycle Impact Assessment (LCIA) relates the life cycle inventory to the potential environmental impacts. The PCR requires that the following key parameters of environmental impact assessment be declared based on the TRACI methodology (v2.1), except in the case of global warming potential which must be declared based on the IPCC (AR5) methodology.

- Climate change (GWP 100 years) [kg of CO<sub>2</sub>-eq]
- Acidification of land and water sources (AP) [kg of SO<sub>2</sub>-eq]
- Photochemical ozone creation (SFP, or "Smog Formation") [kg O<sub>3</sub> eq./kg of emission]
- Eutrophication (EP) [kg N eq./kg of emission]
- Depletion of stratospheric ozone (ODP) [kg CFC-11 eq./kg of emission]

Additionally, the PCR requires the following material and energy calculations to be declared:

- Depletion of Non-Renewable Energy Resources (MJ)
- Depletion of Non-Renewable Material Resources (kg)
- Use of Renewable Primary Energy (MJ)
- Use of Renewable Material Resources (kg)
- Consumption of Freshwater (m<sup>3</sup>)
- Hazardous waste (kg) or
- Non-hazardous waste (kg)

Finally, the PCR requires a differentiation of use for material and energy resources in the following categories:

- Hydro/wind power (MJ)
- Fossil energy (MJ)
- Bio-energy (MJ)
- Nuclear-energy (MJ)
- Other-energy (MJ)
- Secondary fuels (MJ)
- Non-renewable resources (kg)
- Renewable resources (kg)
- Recycled materials (kg)
- Secondary raw materials (kg)
- Water (m<sup>3</sup>)



## LCIA Results

Table 4: LCIA results for Gold Plus, per functional unit

Impact Category	Product Stage	Design and Construction stage	Use and Maintenance Stage	End of Life Stage	Total
AP [kg SO <sub>2</sub> eq]	4.04E-03	5.05E-04	5.22E-02	8.23E-04	5.76E-02
EP [kg N eq]	3.28E-04	4.50E-05	4.24E-03	3.27E-04	4.94E-03
IPCC AR6 GWP [kg CO <sub>2</sub> eq]	2.40E+00	1.09E-01	2.82E+01	3.27E-01	3.10E+01
TRACI GWP [kg CO <sub>2</sub> eq]	2.37E+00	1.09E-01	2.78E+01	3.23E-01	3.06E+01
ODP [kg CFC 11 eq]	4.57E-14	2.06E-16	2.95E-08	8.95E-15	2.95E-08
SFP [kg O <sub>3</sub> eq]	8.79E-02	1.17E-02	1.13E+00	1.63E-02	1.24E+00
<b>Material and Energy Resources Consumption</b>					
Depletion of Non-Renewable Energy Resources [MJ]	5.29E+01	1.53E+00	6.07E+02	3.98E+00	6.65E+02
Depletion of Non-Renewable Material Resources [kg]	1.18E-02	0.00E+00	2.71E+00	0.00E+00	2.72E+00
Use of Renewable Material Resources [kg]	1.12E-02	0.00E+00	2.31E-01	0.00E+00	2.42E-01
Use of Renewable Primary Energy [MJ]	3.12E+00	5.96E-02	3.56E+01	4.13E-01	3.92E+01
Nonrenewable Fossil [MJ (HHV)]	4.79E-02	0.00E+00	1.45E+01	0.00E+00	1.45E+01
Nonrenewable Nuclear [MJ (HHV)]	1.98E-08	0.00E+00	1.28E+00	0.00E+00	1.28E+00
Renewable (Solar, Wind, Hydro, Geo) [MJ (HHV)]	0.00E+00	0.00E+00	9.39E-01	0.00E+00	9.39E-01
Renewable (Biomass) [MJ (HHV)]	3.12E-11	0.00E+00	2.68E-08	0.00E+00	2.68E-08
Secondary Fuels [MJ]	0.00E+00	0.00E+00	0.00E+00	0.00E+00	0.00E+00
Non-renewable Resources [kg]	1.18E-02	0.00E+00	2.71E+00	0.00E+00	2.72E+00
Renewable Resources [kg]	1.12E-02	0.00E+00	2.31E-01	0.00E+00	2.42E-01
Recycled Materials [kg]	0.00E+00	0.00E+00	0.00E+00	0.00E+00	0.00E+00
Secondary Raw Materials [kg]	4.98E-02	0.00E+00	5.58E-01	0.00E+00	6.08E-01
FW [m <sup>3</sup> ]	1.37E-02	2.14E-04	1.55E-01	2.39E-03	1.71E-01
<b>Output Flows and Waste Categories</b>					
NHWD [%]	100	100	100	100	100
HWD [%]	0	0	0	0	0

## Emissions to Water, Soil and Indoor Air

VOC testing have been conducted for Gold Plus during its use phase. Compliance testing certificate can be found at <https://www.scsglobalservices.com/certified-green-products-guide?q=bostik>.



Table 5: VOC Testing

Exposure Scenario	Individual VOCs of Concern		Formaldehyde		TVOC
	Criterion	Compliant?	Criterion	Compliant?	Range
<b>School Classroom</b>	≤1/2 Chronic REL	YES	≤9.0 µg/m <sup>3</sup>	YES	> 0.5 - 4.9 mg/m <sup>3</sup>
<b>Private Office</b>	≤1/2 Chronic REL	YES	≤9.0 µg/m <sup>3</sup>	YES	> 0.5 - 4.9 mg/m <sup>3</sup>
<b>Single Family Residence</b>	≤1/2 Chronic REL	YES	≤9.0 µg/m <sup>3</sup>	YES	≥ 5.0 mg/m <sup>3</sup>

## Interpretation

Overall, across all impact categories, product manufacturing including raw material extraction and packaging contribute significantly to environmental impacts, apart from use and maintenance impacts due to re-application of products over the course of 60 years.

Within the product stage, most impacts across all products are from the extraction and processing of raw materials. Manufacturing including packaging contributes not more than 26% to product stage GWP impacts. End of life impacts can be attributed to emissions from landfilling of products.

## Additional Environmental Information

Gold Plus has a Health Product Declaration (HPD) which can be found at <https://www.hpd-collaborative.org/hpd-public-repository/>.

Gold Plus has VOC Emission compliance testing for the following standards and codes:

- USGBC LEED Version 4/4.1, BD&C, ID&C, Residential BD&C Multifamily
- The WELL Building Standard, WELL v2, Feature X06
- ANSI/GBI 01-2019 Green Globes Assessment Protocol

More information on Bostik's products can be found on [their website](#).

## References

IPCC. (2013). *Climate Change 2013: The Physical Science Basis. Contribution of Working Group I to the Fifth Assessment Report of the Intergovernmental Panel on Climate Change*. [Stocker, T.F., D. Qin, G.-K. Plattner, M. Tignor, S.K. Allen, J. Boschung, A. Nauels, Y. Xia, V. Bex and P.M. Midgley (eds.)]. Cambridge, United Kingdom and New York, NY, USA: Cambridge University Press.

IPCC. (2021). *Climate Change 2021: The Physical Science Basis. Contribution of Working Group I to the Sixth Assessment Report of the Intergovernmental Panel on Climate Change*. [Masson-Delmotte, V., P. Zhai, A. Pirani, S.L. Connors, C. Péan, S. Berger, N. Caud, Y. Chen, L. Goldfarb, M.I. Gomis, M. Huang, K. Leitzell, E. Lonnoy, J.B.R. Matthews, T.K. Maycock, T. Waterfield, O. Yelekçi, R. Yu, and B. Zhou (eds.)]. Cambridge University Press. In Press.

ISO. (2006). *ISO 14025: Environmental labels and declarations - Type III environmental declarations - Principles and procedures*. Geneva: International Organization for Standardization.

ISO. (2006). *ISO 14040/Amd 1:2020: Environmental management - Life cycle assessment - Principles and framework*. Geneva: International Organization for Standardization.

ISO. (2006). *ISO 14044/Amd 1:2017/Amd 2:2020: Environmental Management - Life cycle assessment - Requirements and Guidelines*. Geneva: International Organization for Standardization.

ISO. (2007). *ISO 21930: Sustainability in building construction – Environmental declaration of building products*.

NSF International. (2017). *Product Category Rule for Environmental Product Declarations - Architectural Coatings*. NSF International.

US EPA. (2012). *TRACI: The Tool for the Reduction and Assessment of Chemical and Other Environmental Impacts. Version 2.1 - User Guide*. Retrieved from <https://nepis.epa.gov/Adobe/PDF/P100HN53.pdf>