


ENVIRONMENTAL PRODUCT DECLARATION

GOLD BOND® EVOLVE X™ FIRE-SHIELD® GYPSUM BOARD (5/8")
APOLLO BEACH, FL PLANT






ACCORDING TO ISO 14025 AND ISO 21930
Type III environmental product declaration (EPD) developed according to ISO 14025 and 21930 for
Gold Bond® EVOLVE X™ Fire-Shield® Gypsum Board (5/8")

National 
Gypsum®

National Gypsum Company is the exclusive service provider
for products manufactured by Gold Bond Building Products, LLC.

Gold
Bond®
Gypsum Board

Program Operator	NSF Certification LLC 789 N. Dixboro, Ann Arbor, MI 48105 www.nsf.org	
Manufacturer Name and Address	Gold Bond Building Products, LLC 2001 Rexford Road Charlotte, NC 28211	
Declaration Number	EPD11052	
Declared Product and Declared Unit	92.9 m ² (1,000 square feet) of Gold Bond® EVOLVE X™ Fire-Shield® Gypsum Board (5/8"), Apollo Beach, FL plant	
Reference PCR and Version Number	NSF PCR for Gypsum Panel Products (Version 1.1, 2020). This type III EPD is developed according to ISO 14025:2006 and ISO 21930:2017.	
Product's Intended Application and Use	Product is used on walls and ceilings in fire-rated construction where the framing members are spaced up to 24" o.c.	
Markets of Applicability	North America	
Date of Issue	05/23/2025	
Period of Validity	5 years from date of issue	
EPD Type	Product Specific	
Range of Dataset Variability	N/A	
EPD Scope	Cradle-to-Gate	
Year of reported manufacturer primary data	2022	
LCA Software and Version Number	GaBi 10.0.0.71	
LCI Database and Version Number	GaBi Database 2023.2	
LCIA Methodology and Version Number	TRACI 2.1	
The sub-category PCR review was conducted by:	<ul style="list-style-type: none"> • Thomas P. Gloria, Industrial Ecology Consultants • Bill Stough, Sustainable Research Group • Jack Geibig, EcoForm 	
This declaration was independently verified in accordance with ISO 14025: 2006. The NSF PCR for Gypsum Panel Products (Version 1.1, 2020) serves as the core PCR. <input type="checkbox"/> Internal <input checked="" type="checkbox"/> External	Jack Geibig - EcoForm jgeibig@ecoform.com 	
This life cycle assessment was conducted in accordance with ISO 14044 and the reference PCR by:	Maggie Wildnauer, WAP Sustainability Consulting, LLC	
This life cycle assessment was independently verified in accordance with ISO 14044 and the reference PCR by:	Jack Geibig - EcoForm jgeibig@ecoform.com 	
Limitations: Environmental declarations from different programs (ISO 14025) may not be comparable. Only EPDs prepared from cradle-to-grave life-cycle results and based on the same function, reference service life, and quantified by the same functional unit, and meeting all the conditions in ISO 14025, Section 6.7.2, can be used to assist purchasers and users in making informed comparisons between products. Full conformance with the PCR for Products allows EPD comparability only when all stages of a life cycle have been considered. However, variations and deviations are possible. Example of variations: Different LCA software and background LCI datasets may lead to differences results for upstream or downstream of the life cycle stages declared. Additional information on the life cycle assessment can be found by contacting National Gypsum directly .		

DESCRIPTION OF COMPANY

National Gypsum Company is the exclusive service provider of reliable, high-performance building products manufactured by its affiliate companies and marketed under the Gold Bond®, ProForm®, and PermaBASE® brands. The National Gypsum name has been synonymous with high-quality, innovative products and exceptional customer service since 1925.

PRODUCT DESCRIPTION

Gold Bond® EVOLVE X™ Fire-Shield® Gypsum Board consists of a fire-resistant, Type X gypsum core specially formulated to be 20% lighter than 5/8" Gold Bond® Fire-Shield® Gypsum Board. It is encased in heavy, natural-finish, 100% recycled paper on the face and back sides. The face paper is folded around the long edges to reinforce and protect the core, and the ends are square-cut and finished smooth. EVOLVE X Fire-Shield Gypsum Board features a Type X core to provide additional fire resistance ratings when used in laboratory tested systems. EVOLVE X Fire-Shield Gypsum Board complies with ASTM C1396 *Standard Specification for Gypsum Board*.

Use on walls and ceilings in fire-rated construction where the framing members are spaced up to 24" o.c.

Product Features:

- 20% lighter than standard 5/8" Gold Bond Fire-Shield Gypsum Board.
- Lighter weight results in easier handling.
- Features a Type X core making it more fire resistant than regular gypsum board.
- Approved component in UL fire-rated designs.
- The gypsum core will not support combustion or transmit temperatures greatly in excess of 212°F (100°C) until completely calcined.
- UL Type FSLX requires the use of fiberglass insulation for single-layer, steel stud UL rated wall assemblies.
- Cuts easily for quick installation.
- Dimensionally stable under changes in temperature and relative humidity and resists warping, rippling, buckling, and sagging.
- Meets ASTM C1396.

This EPD includes a representative product manufactured by National Gypsum's affiliate, Gold Bond Building Products, produced at the facility shown in the table below. Manufacturing inputs (energy, water, waste, etc.) are based on 2022 production.

Table 1: Manufacturing Facility

Manufacturing Plants
Apollo Beach, FL

Paper and gypsum used in the product is sourced from the plants below. These materials tend to be sourced from the paper plant and quarry nearest to the gypsum board manufacturing plant but that is not always the case.

Table 2: Paper Plants and Quarries

Paper Plants	Quarries
Anniston, AL	Halifax, Nova Scotia
Milton, PA	
Pryor, OK	

The reviewed product is considered a gypsum board product. The CSI code for this product is 09 29 00. The product included in this study falls under the following sub-category as defined by the PCR: gypsum panel products.

APPLICABLE PRODUCT STANDARDS

Applicable product standards for gypsum boards include:

- ASTM C473 Standard Test Methods for Physical Testing of Gypsum Panel Products
- ASTM C518 Standard Test Method for Steady-State Thermal Transmission Properties by Means of the Heat Flow Meter Apparatus
- ASTM C840 Standard Specification for Application and Finishing of Gypsum Board
- ASTM C1396 Standard Specification for Gypsum Board
- ASTM E84 Standard Test Method for Surface Burning Characteristics of Building Materials
- ASTM E119 Standard Test Methods for Fire Tests of Building Construction and Materials
- ASTM E136 Standard Test Method for Behavior of Materials in a Vertical Tube Furnace at 750°C
- Gypsum Association, GA-214, Levels of Finish for Gypsum Panel Products
- Gypsum Association, GA-216, Application and Finishing of Gypsum Panel Products
- Gypsum Association, GA-238, Guidelines for Prevention of Mold Growth on Gypsum Board

TECHNICAL DATA

Table 3 shows the technical specifications of the products, including any testing data as appropriate.

Table 3: Technical Details

Parameter	Description
Performance	Fire-resistant gypsum core, heavy, 100% recycled paper facers
Edge	Square or Tapered
Thickness	5/8 Inch
Width	48"
Color	White and gray

Parameter	Description
ASTM Standard	ASTM C1396

MANUFACTURING

Gypsum arrives at the manufacturing plant and is ground and heated to remove chemically bound water, forming stucco. The stucco is then mixed with water and other materials to make the core. The core is encased in paper facers. The board is then left to harden, maintaining 20-30% moisture, before being cut and put through a drying process. The edges are then trimmed, and edge tape is added before the products are distributed.

MATERIAL COMPOSITION

Unique product compositions were provided for each product and manufacturing site. The product composition at the Apollo Beach, FL site is shown in Table 4 below. The raw materials for the product were obtained from various suppliers across North America, in addition to the paper plants and quarries owned by affiliates of National Gypsum Company. The products under review are packaged with end tape and tear tape before distribution.

Table 4: Material Composition

Material	Composition [%, range]
Gypsum, including internally processed reclaim gypsum	90 - 100%
Recycled Paper (100% recycled content)	0 - 10%
Other Materials	0 - 10%

This study does not include the impacts associated with installation, use, maintenance, repair, operational energy and water use, replacement, refurbishment, and disposal.

This product does not contain substances on the candidate list of SVHC for Authorisation at a percentage higher than 0.1% by mass.

Biogenic carbon contained in the packaging and finished product that are released during installation and end-of-life, respectively, are presented in Table 5.

Table 5: Biogenic carbon

Parameter	kg CO ₂ .eq/Declared Unit
Biogenic carbon content of packaging (released at Installation, A5)	1.1
Biogenic carbon content of product (released at End-of-Life, C4)	9.8

LIFE CYCLE ASSESSMENT BACKGROUND INFORMATION

DECLARED UNIT

The declared unit is 92.9 m² (1,000 square feet) of gypsum board. Gold Bond® EVOLVE X™ Fire-Shield® Gypsum Board consists of a fire-resistant, Type X gypsum core specially formulated to be 20% lighter than 5/8" Gold Bond Fire-Shield Gypsum Board. Applications include walls and ceilings in fire-rated construction where the framing members are spaced up to 24" o.c.

Table 6: Declared Unit

	Gold Bond® Evolve X™ Fire-Shield® Gypsum Board
Mass per declared unit [lb]	1,800

SYSTEM BOUNDARY

This LCA is a Cradle-to-Gate study. An overview of the system boundary is shown in Figure 1 and a summary of the life cycle stages included in this LCA is presented in Table 7.

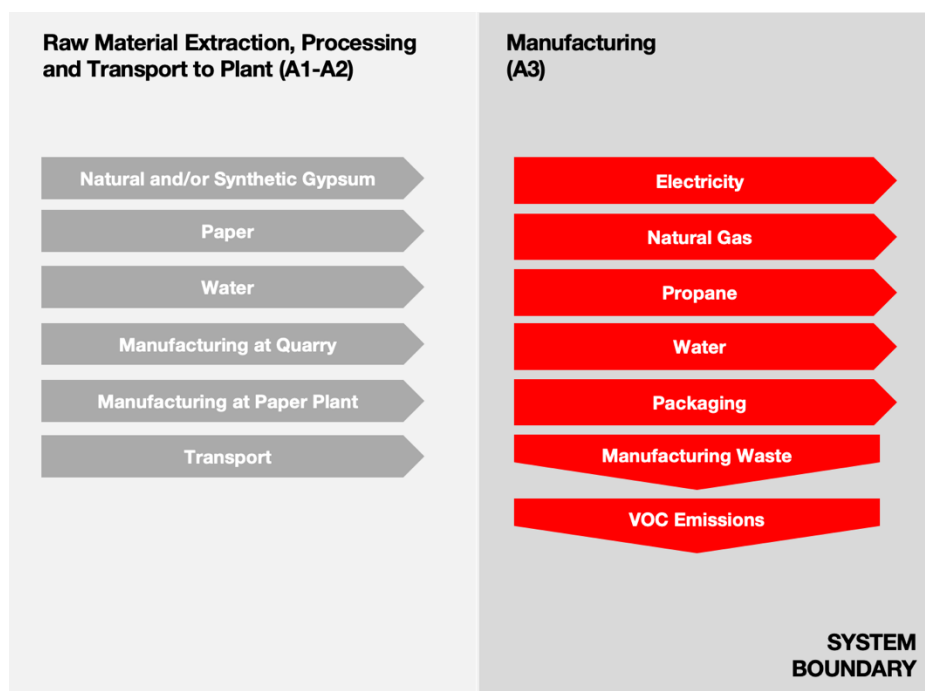


Figure 1: System Boundary

A summary of the life cycle modules included in this EPD is presented in Table 7. Infrastructure flows have been excluded.

Table 7: Life Cycle Stages Included in the Study

Production			Construction		Use							End of Life				Benefits & Loads Beyond System Boundary
A1	A2	A3	A4	A5	B1	B2	B3	B4	B5	B6	B7	C1	C2	C3	C4	D
Raw Material Supply	Transport	Manufacturing	Transport to Site	Assembly/Install	Use	Maintenance	Repair	Replacement	Refurbishment	Operational Energy Use	Operational Water Use	Deconstruction	Transport	Waste Processing	Disposal	Reuse, Recovery, Recycling Potential
X	X	X	MND	MND	MND	MND	MND	MND	MND	MND	MND	MND	MND	MND	MND	MND

CUT-OFF CRITERIA

Material or energy inputs greater than 1% (based on total mass of the final product) were included within the scope of the analysis. Material and energy inputs less than 1% were included if sufficient data were available to warrant inclusion and/or the material input was thought to have significant environmental impact. Cumulative excluded material and energy inputs and environmental impacts are less than 5% based on total weight of the declared unit. No known flows were deliberately excluded from this EPD.

ALLOCATION

General principles of allocation were based on ISO 14040/44.

To derive a per-unit value for the manufacturing inputs/outputs, mass allocation based on total production at the manufacturing facility was adopted. This allocation methodology was used for the following inputs:

- Electricity
- Diesel
- Gasoline
- Thermal Energy from Natural Gas
- Propane
- Water
- Waste

As a default, secondary GaBi datasets use a physical mass basis for allocation.

LIFE CYCLE ASSESSMENT RESULTS

All results are given per declared unit, which is 92.9 m² (1,000 square feet) of gypsum board. Environmental impacts were calculated using the GaBi software platform. Impact results have been calculated using the TRACI 2.1 impact assessment methodology. Results presented in this report are relative expressions and do not predict impacts on category endpoints, the exceeding of thresholds, safety margins, or risks.

Table 8: LCIA Indicators

Abbreviation	Parameter	Unit
TRACI 2.1		
AP	Acidification potential of soil and water	kg SO ₂ eq
EP	Eutrophication potential	kg N eq
GWP incl biogenic carbon	Global warming potential (100 years, includes biogenic CO ₂)	kg CO ₂ eq
GWP excl biogenic carbon	Global warming potential (100 years, excludes biogenic CO ₂)	kg CO ₂ eq
ODP	Depletion of stratospheric ozone layer	kg CFC 11 eq
ADP_{fossil}	Depletion of non-renewable fossil fuels	MJ, surplus energy
SFP	Smog formation potential	kg O ₃ eq

Table 9: Biogenic Carbon Indicators

Abbreviation	Parameter	Unit
BCRP	Biogenic Carbon Removal from Product	[kg CO ₂]
BCEP	Biogenic Carbon Emission from Product	[kg CO ₂]
BCRK	Biogenic Carbon Removal from Packaging	[kg CO ₂]
BCEK	Biogenic Carbon Emission from Packaging	[kg CO ₂]
BCEW	Biogenic Carbon Emission from Combustion of Waste from Renewable Sources Used in Production Processes	[kg CO ₂]
CCE	Calcination Carbon Emissions	[kg CO ₂]
CCR	Carbonation Carbon Removals	[kg CO ₂]
CWNR	Carbon Emissions from Combustion of Waste from Non-Renewable Sources used in Production Processes	[kg CO ₂]

Table 10: Resource Use, Waste, and Output Flow Indicators

Abbreviation	Parameter	Unit
Resource Use Parameters		
RPR_E	Use of renewable primary energy excluding renewable primary energy resources used as raw materials	MJ, net calorific value (LHV)
RPR_M	Use of renewable primary energy resources used as raw materials	MJ, net calorific value
RPR_T	Total use of renewable primary energy resources	MJ, net calorific value
NRPR_E	Use of non-renewable primary energy excluding non-renewable primary energy resources used as raw materials	MJ, net calorific value
NRPR_M	Use of non-renewable primary energy resources used as raw materials	MJ, net calorific value
NRPR_T	Total use of non-renewable primary energy resources	MJ, net calorific value

Abbreviation	Parameter	Unit
SM	Use of secondary materials	kg
RSF	Use of renewable secondary fuels	MJ, net calorific value
NRSF	Use of non-renewable secondary fuels	MJ, net calorific value
RE	Recovered energy	MJ, net calorific value
FW	Net use of fresh water	m ³
Waste Parameters and Output Flows		
HWD	Disposed-of-hazardous waste	kg
NHWD	Disposed-of non-hazardous waste	kg
HLRW	High-level radioactive waste, conditioned, to final repository	kg
ILLRW	Intermediate- and low-level radioactive waste, conditioned, to final repository	kg
CRU	Components for reuse	kg
MR	Materials for recycling	kg
MER	Materials for energy recovery	kg
EEE	Exported electrical energy	MJ
EET	Exported thermal energy	MJ

The user of the EPD should take care when comparing EPDs from different companies. Assumptions, data sources, and assessment tools may all impact the variability of the final results and make comparisons misleading. Without understanding the specific variability, the user is therefore, not encouraged to compare EPDs.

GOLD BOND® EVOLVE X™ FIRE-SHIELD® (5/8")

The LCIA results presented below are for 92.9 m² (1,000 square feet) of gypsum board.

Impact Category	Total A1-A3	A1	A2	A3
TRACI LCIA Impacts (North America)				
AP [kg SO ₂ eq]	0.252	0.125	0.0353	0.091
EP [kg N eq]	0.0615	0.0382	0.00316	0.0202
GWP, incl biogenic carbon [kg CO ₂ eq]	222	35.7	7.7	178
GWP, excl biogenic carbon [kg CO ₂ eq]	231	45.0	7.7	178
ODP [kg CFC 11 eq]	5.56x10 ⁻⁷	5.56x10 ⁻⁷	2.30x10 ⁻¹⁴	4.65x10 ⁻¹²
ADP-fossil fuel [MJ]	3190	590	102.0	2500
SFP [kg O ₃ eq]	5.310	2.530	0.8130	1.970
Carbon Emissions and Uptake				
BCRP [kg CO ₂]	9.8	9.8	-	-
BCEP [kg CO ₂]	-	-	-	-
BCRK [kg CO ₂]	1.1	-	-	1.1
BCEK [kg CO ₂]	-	-	-	-
BCEW [kg CO ₂]	-	-	-	-
CCE [kg CO ₂]	-	-	-	-
CCR [kg CO ₂]	-	-	-	-
CWNR [kg CO ₂]	-	-	-	-

Impact Category	Total A1-A3	A1	A2	A3
Resource Use Indicators				
RPR _E [MJ]	197	99.8	4.56	92
RPR _M [MJ]	-	-	-	-
RPR _T [MJ]	280	183.0	4.56	92
NRPR _E [MJ]	3320	625.0	103.0	2590
NRPR _M [MJ]	-	-	-	-
NRPR _T [MJ]	3320	625.0	103.0	2590
SM [kg]	52.1	52.1	-	-
RSF [MJ]	-	-	-	-
NRSF [MJ]	-	-	-	-
RE [MJ]	-	-	-	-
FW [m ³]	0.532	0.415	0.0151	0.101
Output Flows and Waste Categories				
HWD [kg]	5.95x10 ⁻⁷	1.75x10 ⁻⁷	1.39x10 ⁻⁸	4.07x10 ⁻⁷
NHWD [kg]	14.5	3.37	0.01030	11.1
HLRW [kg]	5.80x10 ⁻⁵	1.77x10 ⁻⁵	3.68x10 ⁻⁷	3.99x10 ⁻⁵
ILLRW [kg]	0.0464	0.0126	0.000310	0.0335
CRU [kg]	-	-	-	-
MR [kg]	-	-	-	-
MER [kg]	-	-	-	-
EEE [MJ]	1.36	-	-	1.36

Impact Category	Total A1-A3	A1	A2	A3
EET [MJ]	0.641	-	-	0.641

LIFE CYCLE ASSESSMENT INTERPRETATION

A dominance analysis was performed for all products in the LCA to show which of the life cycle modules contributes to the majority of the impacts. Due to the relevance of this impact category to the product type and the manufacturer's interests, this dominance analysis is provided for TRACI 2.1 Global Warming Potential (GWP) 100, excluding biogenic carbon results.

Global warming potential (GWP) is a measure of how much heat a greenhouse gas traps in the atmosphere up to a specified time horizon and measured relative to carbon dioxide.

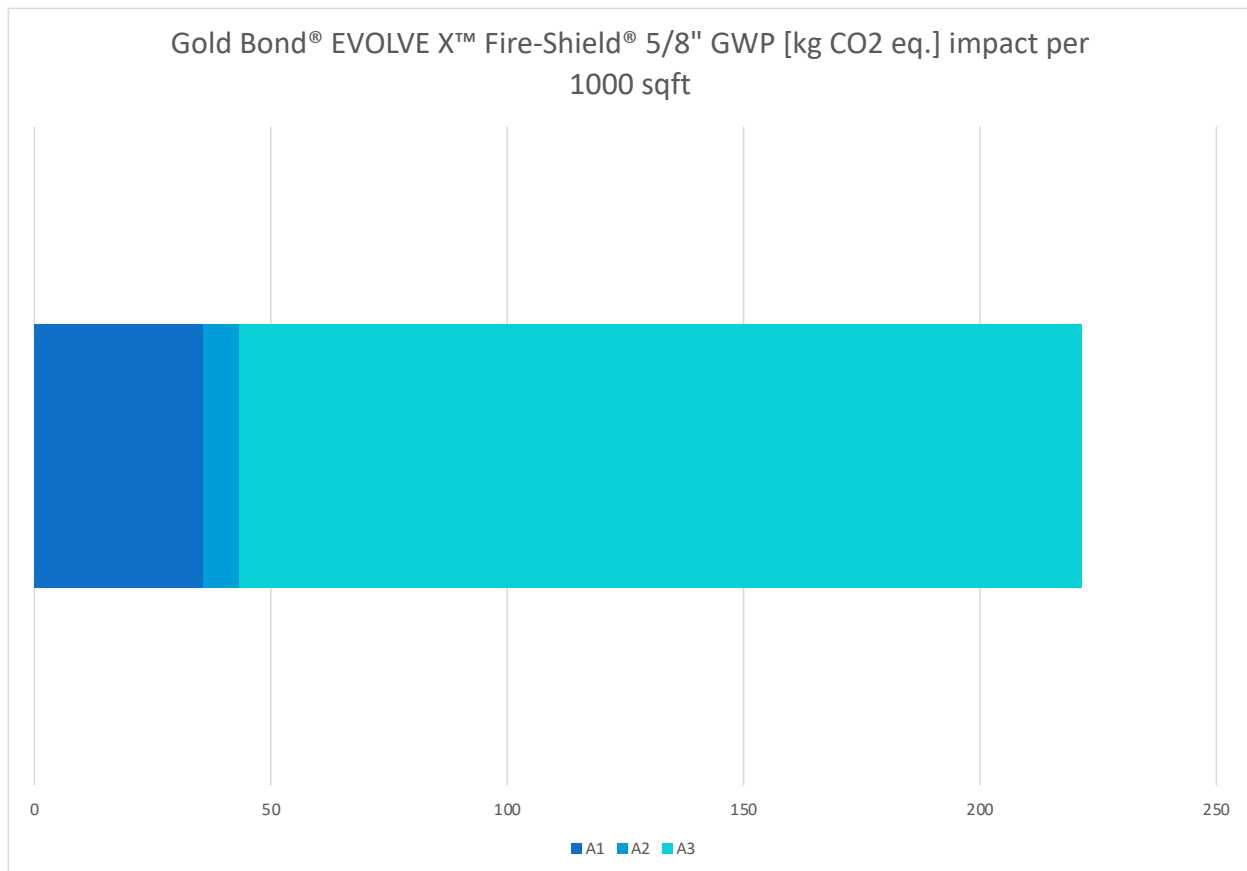


Figure 2: GWP dominance analysis for Gold Bond® EVOLVE X™ Fire-Shield® Gypsum Board (5/8"), Apollo Beach, FL plant

The dominance analysis shows that the impacts from manufacturing (A3) represent the large majority of the GWP at approximately 80%. Raw material extraction (A1) and transportation (A2) are much lower at approximately 16% and 3%, respectively. The emissions sources contributing the most within the manufacturing stage (A3) are natural gas and electricity usage.

Some limitations to the study have been identified as follows:

- Only facility-level data were provided for manufacturing processes. Sub-metering of specific product lines would allow for more accurate manufacturing impacts to be modeled.

- Availability of geographically more accurate datasets would have improved the accuracy of the study.
- Since this LCA uses the cut-off approach to model recycled material in the product, no credit is given to the product system. Instead, the manufacturer realizes reduced environmental impacts through the absence of the burden of extracting virgin material.
- Only known and quantifiable environmental impacts are considered.
- Due to the assumptions and value choices listed above, these do not reflect real-life scenarios and hence they cannot assess actual and exact impacts, but only potential environmental impacts.

ADDITIONAL ENVIRONMENTAL INFORMATION

ENVIRONMENTAL ACTIVITIES AND CERTIFICATIONS

Gold Bond® EVOLVE X™ Fire-Shield® Gypsum Board is [UL GREENGUARD Gold certified](#) and has a published [Health Product Declaration](#).

Gypsum boards, if installed and treated properly, will last the lifetime of the building.

REFERENCES

1. Life Cycle Assessment, LCA Report for National Gypsum Company – Gypsum Boards. WAP Sustainability Consulting. August 2024.
2. NSF Product Category Rule (PCR) for Gypsum Panel Products Version 1.1 (April 2020)
3. ISO 14044: 2006 Environmental Management – Life cycle assessment – Requirements and Guidelines.
4. ISO 14044: 2006/ Amd 1:2017 Environmental Management – Life cycle assessment – Requirements and Guidelines – Amendment 1.
5. ISO 14025:2006 Environmental labels and declarations – Type III environmental declarations – Principles and Procedures.
6. ISO 21930:2017 Sustainability in buildings and civil engineering works – Core rules for environmental product declarations of construction products and services.