

Environmental Product Declaration (EPD) for Manufactured Concrete and Concrete Masonry Products

Midwest Block & Brick | LW Regular CMU

ENVIRONMENTAL PRODUCT DECLARATION VERIFICATION



Midwest Block & Brick

Midwest Block & Brick manufactures and distributes concrete block, retaining walls, pavers, brick, stone, and other masonry and landscape products.

We operate in seven states and have 21 locations. Our client base includes architects, engineers, masons, landscape contractors, and homeowners. We sell both to the trade and public.

Midwest Block & Brick is an active member of state and local organizations, as well as the National Concrete Masonry Association.

Midwest Block & Brick's total commitment to product excellence and customer satisfaction continue to help us maintain our position as an industry leader. Today, Midwest Block & Brick is one of the largest and most efficient masonry and landscape companies in the United States

12901 St. Charles Rock Road
Bridgeton, MO 63044-2485
Telephone: (314) 291-3200
www.midwestblock.com






**Certified
Environmental
Product Declaration**

www.nsf.org

Environmental Product Declaration (EPD) for Manufactured Concrete and Concrete Masonry Products

ENVIRONMENTAL PRODUCT DECLARATION VERIFICATION

EPD Information			
Program Operator		NSF International	
Declaration Holder		Midwest Block & Brick	
Product LW Regular CMU	Date of Issue May 7, 2015	Period of Validity five years	Declaration Number EPD10052
This EPD was independently verified by NSF International in accordance with ISO 14025: <input type="checkbox"/> Internal <input checked="" type="checkbox"/> External		 Lori Bestervelt Bestervelt@nsf.org	
This life cycle assessment was independently verified by in accordance with ISO 14044 and the reference PCR:		 Jack Geibig Ecoform, LLC jgeibig@ecoform.com	
LCA Information			
Basis LCA		Life Cycle Assessment Manager for Manufactured Concrete and Concrete Masonry Product EPD February, 2015	
LCA Preparer		David.R.Green BASF Corporation 216-839-7803	
This life cycle assessment was critically reviewed in accordance with ISO 14044 by:		Jack Geibig Ecoform, LLC jgeibig@ecoform.com	
PCR Information			
Program Operator		NSF International	
Reference PCR		Manufactured Concrete and Concrete Masonry Products (UN CPC 3755)	
Date of Issue		December, 2014	
PCR review was conducted by:		Nicholas Santero PE International ASTM International http://www.astm.org	

EPD Program Operator
NSF International
789 N. Dixboro Rd.
Ann Arbor MI 48105 USA
www.nsf-sustainability.org

Date of Issue: May 7, 2015
Period of Validity: 5 years
Declaration#: EPD10052



Environmental Product Declaration (EPD) for Manufactured Concrete and Concrete Masonry Products

Environmental Product Declaration for Manufactured Concrete and Concrete Masonry Products

Declared Unit: 1 m³ of concrete

TOTAL PRIMARY ENERGY CONSUMPTION

Midwest Block and Brick

Nonrenewable fossil	5,227 MJ
Nonrenewable nuclear	271 MJ
Renewable (solar, wind, hydroelectric, and geothermal)	45 MJ
Renewable (biomass)	137 MJ

TOTAL MATERIAL RESOURCE CONSUMPTION

Nonrenewable material resources	1,175 kg
Renewable material resources	0 kg
Net fresh water	32.6 l
Non-hazardous generated	4.25E-02 kg
Hazardous waste generated	0 kg

LIFE CYCLE IMPACT CATEGORY INDICATOR

Global warming potential	616 kg CO2 eq.
Acidification potential	3 kg SO2 eq.
Eutrophication potential	0.9 kg N eq.
Smog creation potential	0.8 kg O3 eq.
Ozone depletion potential	4.3E-05 kg CFC-11 eq.

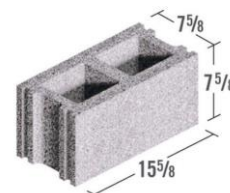
Environmental Product Declaration (EPD) for Manufactured Concrete and Concrete Masonry Products

ENVIRONMENTAL PRODUCT DECLARATION: DETAILED VERSION

Product Description



The Midwest Block & Brick LW Regular CMUs represented by this cradle-to-gate EPD and produced at 12901 St. Charles Rock Road, Bridgeton, MO 63044 are produced under ASTM C-90 specification for Loadbearing Concrete Masonry Units. The LW Regular Concrete Masonry Units are used in a wide variety of applications including walls, foundations, and parking lots.



Declared Unit



The ASTM PCR for concrete and concrete masonry products only covers the cradle-to-gate life-cycle stages. Therefore, the declared unit for this EPD is one (1) m³ of concrete formed into manufactured concrete and concrete masonry products. The EPD may be presented additionally per one (1) yd³ of concrete.

System Boundaries



Based on the ASTM PCR, the system boundaries are defined as the modules for raw material supply, transportation of inbound materials and the manufacturing process also known as the Product Stage. The stages include extraction and processing of raw materials (raw material supply), the average or specific transportation of raw materials from extraction site or source to the manufacturing site including empty backhauls (transportation of inbound materials) and the manufacturing of the product including the batching and mixing of the concrete, forming of the units, curing of the units and the applicable post-production finishing of the units which includes the packaging with associated transportation and waste disposal in preparing the product for shipment. (manufacturing process).

Waste Management



Hazardous and non-hazardous waste generated within the system boundaries and transported outside of the plant facility are reported in the EPD per declared unit.

Certification Other Standards/Additional Testing Requirements



Each product presented in this EPD conforms to the appropriate ASTM and/or CSA specification which provide detailed descriptions and specifications for each of the products.

Allocation Rules



A production process that generates more than one type of product may require the allocation of environmental flows from the process to the different products to get product-based inventory data. If allocation is necessary, the requirements and guidance of ISO 14044, Section 4.3.4 are followed.

Environmental Product Declaration (EPD) for Manufactured Concrete and Concrete Masonry Products

- i. Recycled and recovered materials are considered raw materials. Only the materials, water, energy, emissions and other elemental flows associated with reprocessing, handling, sorting and transportation from the point of the generating industrial process to their use in the production process was considered.
- ii. Slag, fly ash and silica fume are considered recovered materials, not co-products.
- iii. Allocation related to the transportation of materials is based on the mass of the transported material or product.
- iv. Emissions from the downstream recycling or combustion of a product after the end-of-waste state is allocated to the new downstream product(s). Incineration of wastes for energy production at the primary production site are allocated to the building product unless the energy is exported.
- v. Concrete that is crushed for recycling and used as a substitute for aggregate for the production of manufactured concrete and concrete masonry products is treated as closed-loop recycling. The flows and impacts associated with the recovery and crushing of the recycled concrete is taken into account and allocation is not necessary as the use of secondary material displaces the use of primary materials.
- vi. A deviation of greater than 20% where different allocation options are relevant requires a sensitivity analysis. The different allocation approaches and data sets are documented within this EPD.

Units and Quantities

The standard SI unit is used for reporting results. IP units reported are converted using the following conversion factors.



Multiply	By	To convert to
Square meter (m ²)	10.76391	Square foot (ft ²)
Kilogram (kg)	2.204622	Pound (lb)
Megajoule (MJ)	947.8170	British Thermal Unit (BTU)
Degree Celsius (°C)	(°C*9/5)+32	Degree Fahrenheit (°F)
Cubic meter (m ³)	35.31466	Cubic foot (ft ³)
Meter (m)	3.281	Foot (ft)
Metric tonne (t)	1.102	Ton

Calculation Rules and Data Quality Requirements

Calculations



All inputs and outputs of a unit process for which data is reasonably available is included in the calculations. Any application of the criteria for the exclusion of inputs and outputs is documented. Data gaps that have been filled with conservative assumptions with average or generic data is documented.

The cutoff criteria for the consideration of flows is as follows:

Mass – a flow less than 1% of the cumulative mass of the model flows may be excluded if its environmental relevance is minor.

Energy – a flow less than 1% of the cumulative energy of the system model may be

Environmental Product Declaration (EPD) for Manufactured Concrete and Concrete Masonry Products

excluded if its environmental relevance is minor.

Environmental relevance – material and energy flows that are known or expected to have potentially relevant emissions to air, water or soil relative to the indicators noted in the PCR are included.

At least 95% of the energy usage and mass flow are included. The life cycle impact data includes at least 95% of all elementary flows that contribute to each of the declared category indicators.

Data Quality

- The data used in the generation of this EPD is representative according to the temporal, geographical and technological requirements of the PCR.
- The information representing the manufacturing process uses annual average values.
- The average background data is less than ten years for industry average data and five years for producer specific data.
- The owner of the EPD that is not the owner of all upstream processes contacted their suppliers within the system boundary for upstream data. The best available data from literature was used when upstream data was not provided. The literature based data meets the data quality requirements of the PCR.

Product Characteristics

This EPD represents the specific environmental impacts associated with the production of load-bearing concrete masonry units suitable for non-load bearing and load-bearing applications and complies with ASTM C90 or CSA A165.1.

Material Content/Base Materials

The materials for the production of Midwest Block & Brick LW Regular CMU are listed here by mass (kg/m³).

Ingredient	Mass
Cement	170
Fine Aggregate	589
Course Aggregate	860
Water	63
MasterPel 240	0.3
MasterCast 750 HS	0.6

Production/Manufacturing

The product manufacturing phase includes the extraction and processing of raw materials, the average or specific transportation of raw materials from extraction site or source to the manufacturing site including empty backhauls and the manufacturing of the product including the batching and mixing of the concrete, forming of the units, curing of the units and the applicable post production finishing of the units.

Environmental Product Declaration (EPD) for Manufactured Concrete and Concrete Masonry Products

Life Cycle Assessment Stages

The life-cycle stages and individual modules included within the LCA system boundaries are shown here. The EPD that are based on this PCR include modules A1-A3. The results of these modules may be reported as one aggregated module A1-A3.



Product Stage			Construction Process Stage		Use Stage							End of Life Stage			
Raw Material Supply	Transport	Manufacturing	Transport	Construction-Installation process	Use	Maintenance	Repair	Replacement	Refurbishment	Operational energy use	Operational water use	De-construction demolition	Transport	Waste processing	Disposal
A1	A2	A3	A4	A5	B1	B2	B3	B4	B5	B6	B7	C1	C2	C3	C4

Life-cycle Stages and Modules - highlighted area is included in the EPD Manager

Life Cycle Assessment (LCA)

The data used for the generation of EPD are representative according to temporal, geographical and technological requirements per the PCR. Additional details are provided in the EPD Project Report. The impact categories of life-cycle impact assessment was calculated using characterization factors specified in TRACI version 2.1.



Temporal: The information obtained from the manufacturing process is based on annual values generated within the past twelve-month period. Any average background data greater than ten years old is noted in the EPD Project Report and accompanied by a statement attesting to the validity of the data.

Geographical: The geographic region for the relevant life-cycle stages included in the calculation of representative data is documented in the EPD Project Report.

Technological: All of the data is representative of current technology in use.

Parameters to be Declared in the EPD

The information declared in this EPD is based on the requirements of the PCR. The results are presented on page 3 of this document and include the declaration of environmental category indicators, the use of resources and the generation of waste. The results presented are based on the specific product description for this EPD. This EPD covers only the cradle-to-gate impacts of manufactured concrete and concrete masonry products using a declared unit, and the results cannot be used to compare between products. EPD that are created using different PCR may not be compatible. Additional information and explanatory materials can be requested through NSF International. In the event that this EPD represents an average performance for the products depicted, the EPD will represent an average performance.



Environmental Product Declaration (EPD) for Manufactured Concrete and Concrete Masonry Products

References

1. ASTM International Product Category Rules (PCR) for Manufactured Concrete and Concrete Masonry Products (UN CPC 3755), December 2014.
2. Saling, P., A. Kicherer, B. Dittrich-Kraemer, R. Wittlinger, W. Zombik, I. Schmidt, W. Schrott, and S. Schmidt. 2002. Eco-efficiency Analysis by BASF: The Method. *Int. J. Life Cycle Assess.*, 7 (4): 203.
3. Shonnard, D.; Kicherer, A; and Saling, P. Industrial Applications Using BASF Eco-Efficiency Analysis: Perspectives on Green Engineering Principles. *Environ. Sci. Technol.* 2003, 37, 5340-5348.
4. ISO, International Organization for Standardization. Environmental Management-Life Cycle Assessment-Principles and Framework; ISO 14040:2006; ISO 14044:2006. ISO, Geneva, Switzerland, www.iso.org (2006)
5. ISO, International Organization for Standardization. Environmental Management-Eco-efficiency assessment of product systems -- Principles, requirements and guidelines; ISO 14045. ISO, Geneva, Switzerland, www.iso.org (2012)
6. Boustead Consulting Ltd UK, The Boustead Model 5.1.2600.2180 LCA database.

