

# Reply®

EMEA



## About this product

Reply® Air task chair automatically and exactly adjusts to support an individual's spinal print. Reply adapts cleverly to your natural movements and has simple controls that are easy to find, understand and use.

One chair is required to meet the functional unit of seating one individual for a 10-year period.

Date of Issue: September 23, 2024  
Date of Expiration: September 23, 2029

## Learn more

- Explore Steelcase environmental philosophy and commitments [overview](#).
- Find product details and sustainability certifications on the [product page](#) at steelcase.com.
- See our product [warranty](#).
- Contact [epd@steelcase.com](mailto:epd@steelcase.com) for any EPD-related questions or inquiries.

## About this document

This declaration describes the Life Cycle Assessment of the Reply office chair produced for the EMEA market by Steelcase Inc. in France. The assessment is performed according to the ISO standards 14040 (2006), 14044 (2006) and 14025 (2006), EN 15804+A2, and BIFMA PCR for Seating: UNCPC 3811 (2020) to generate an EPD for business-to-business communication.

## ASSESSMENT OVERVIEW

<b>EPD commissioner</b>	Steelcase® Inc
<b>Corporate Address</b>	901 44th Street SE Grand Rapids, Michigan 49508-7594 United States
<b>Product group</b>	Seating
<b>Product name</b>	Reply®
<b>Product intended use</b>	Office chair
<b>Product reference service life</b>	10 years
<b>Reference standards</b>	ISO 14025, ISO 14040, ISO 14044, EN 15804+A2
<b>EPD scope</b>	Cradle to grave and Module D
<b>EPD number</b>	EPD10938
<b>Date of issuance</b>	September 23, 2024
<b>Date of expiration</b>	September 23, 2029
<b>EPD type</b>	Product specific
<b>EPD Product Coverage</b>	Reply task chairs for the EMEA market
<b>Intended audience</b>	Business to business (B2B)
<b>Year of reported manufacturer data</b>	2023
<b>Functional unit</b>	One unit of seating to seat one individual for a reference service life of 10 years
<b>Applicable markets/regions</b>	EMEA
<b>LCA software and database version</b>	GaBi 10.6.2.9; GaBi database, 2022.2
<b>LCIA methodology and version number</b>	TRACI 2.1, EN15804+A2 (EF 3.1)
<b>Program administrator</b>	NSF Certification LLC 789 N. Dixboro, Ann Arbor, MI 48105 www.nsf.org
<b>Reference PCR and version number</b>	BIFMA PCR for Seating: UNCPC 3811 (BIFMA PCR, 2020); EN15804+A2
<b>PCR reviewer</b>	Review Panel Chaired by Dr. Thomas Gloria
<b>EPD reviewer</b>	<p>External review conducted by:</p>  <p>Jim Mellentine, Thrive ESG                      This declaration and its Life Cycle Assessment was independently verified in accordance with ISO standards 14040 (2006), 14044 (2006) and 14025 (2006), BIFMA PCR for Seating UNCPC 3811 (2020), and EN 15804+A2.</p>
<b>LCA reviewer</b>	<p>External review conducted by:</p>  <p>Jim Mellentine, Thrive ESG                      The product Life Cycle Assessment was conducted in accordance with ISO 14044, EN 15804+A2, and the reference PCR.</p>
<b>Disclaimer</b>	<p>The PCR this EPD was based on was written to determine the potential environmental impacts of a seating product from cradle to grave and module D. It was not written to support comparative assertions. EPDs based on different PCRs, or different calculation models, may not be comparable. When attempting to compare EPDs or life cycle impacts of products from different companies, the user should be aware of the uncertainty in the final results, due to and not limited to, the practitioner's assumptions, the source of the data used in the study, and the specifics of the product modeled.</p>

## ASSESSMENT PARAMETERS

### Functional unit

One unit of seating to seat one individual for a reference service life of 10 years, as the specific product configuration studied meet the ANSI/BIFMA X5.1 method. One product is required to fulfill the functional unit.

### Product scope

One Reply® Air task chair (product number 466160MT) consisting of hard casters, 1D arms, a mesh back, and a plastic base was modeled for this EPD. This office chair configuration is the highest selling style and is determined to be representative of all Reply® configurations produced and sold in the EMEA region.

All Reply® chairs are manufactured in Steelcase's Sarrebourg, France plant and shipped to customers in the EMEA region.






### Assessment goal and scope

The potential environmental impacts of Reply® and its packaging throughout its entire life cycle – including raw materials extraction, production, transport, use, and end of life – were assessed. In the absence of primary information, the GaBi database was used for secondary data.

The life cycle stages included in this assessment follow the BIFMA PCR for Seating: UNCPC 3811 V3 and the reporting format of EVS-EN 15804:2012+A2:2019 Sustainability of construction works – Environmental product declarations – core rules for the product category of construction products. Material acquisition and pre-processing (including transportation), production, distribution, use and end-of-life are assessed for the seating product.

### Assessment boundary

The Life Cycle Assessment considers the full life cycle of the product as described here, cradle to grave. Life cycle stages included in this assessment follow the BIFMA PCR for Seating. Because the BIFMA PCR serves as the core PCR, life cycle stages and phases are first presented according to the PCR for seating, then additionally reported on by EN 15804+A2 life cycle modules.

	Stage	Status
 <p><b>Cradle to inbound gate</b> <b>MATERIALS ACQUISITION</b> Raw material extraction, pre-processing and transportation of materials to suppliers.</p>	A1. Raw material supply	✓
	A2. Transport	✓
 <p><b>Gate to gate</b> <b>PRODUCTION PROCESS</b> Transportation of furniture components and materials from Tier 1 suppliers to Steelcase final manufacturing facility. External and internal production.</p>	A3. Manufacturing	✓
	A4. Transport	✓
 <p><b>Gate to grave</b> <b>DISTRIBUTION, USE AND END OF LIFE</b> Distribution of products, installation, use and end of life.</p>	A5. Installation	✓
	B1. Use	✓
	B2. Maintenance/cleaning	✓
	B3. Repair	✓
	B4. Replacement	✓
	B5. Refurbishment	✓
	B6. Operational energy use	✓
	B7. Operational water use	✓
	C1. Disassembly	✓
	C2. Transport	✓
	C3. Waste processing	✓
	C4. Disposal	✓
<b>Beyond the boundary</b>	D. Reuse/recovery	✓

## MATERIALS

The product composition, packaging composition, recycled content, and recyclability visuals below relate specifically to the configuration listed above.

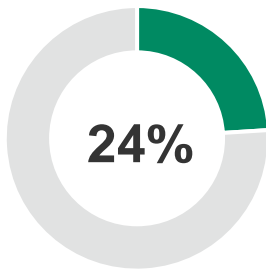
### Product composition

Material	Weight (kg)	Weight (%)	Resource Type
Steel	5.726	41.33 %	Recycled, Virgin Non-renewable
Polypropylene (PP)	1.545	11.15%	Virgin Non-renewable
Nylon (PA6 and PA66)	5.399	38.97%	Virgin Non-renewable
PU Foam	0.677	4.89%	Virgin Non-renewable
Polyoxymethylene (POM)	0.134	0.97%	Virgin Non-renewable
Polyester	0.179	1.29%	Virgin Non-renewable
Other	0.195	1.39%	Recycled, Virgin Non-renewable
<b>Total</b>	<b>13.855</b>	<b>100%</b>	

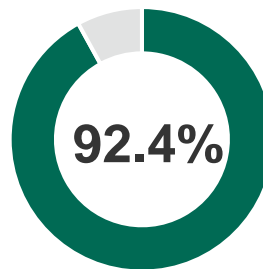
### Product packaging composition

Material	Weight (kg)	Weight (%)	Resource Type
Cardboard	3.247	97.39%	Renewable
PE	0.068	0.020%	Non-renewable
PET	0.0184	0.005%	Non-renewable
<b>Total</b>	<b>3.334</b>	<b>100%</b>	

### Product recycled content\* and recyclability\*\* summary



**TOTAL RECYCLED CONTENT \***



**RECYCLABILITY BY WEIGHT\*\***

\*Total recycled content based on supplier's data. The source of recycled content of various materials could be either post-industrial or post-consumer based on market availability. Packaging excluded.

\*\*Recyclability: this recyclability rate is the maximum amount of the product that is recyclable, based on the availability of recycling facilities in the specified regions and the ability of the product to be disassembled. Note that, per the requirements of the PCR, the end-of-life results presented in this EPD were calculated using the US EPA's recycling rates within the 2020 Municipal Solid Waste Report for parts that can be disassembled. Packaging excluded.

## RESULTS

Results for one Reply® task chair with hard casters, 1D arms, a mesh back, and a plastic base is shown on the subsequent pages

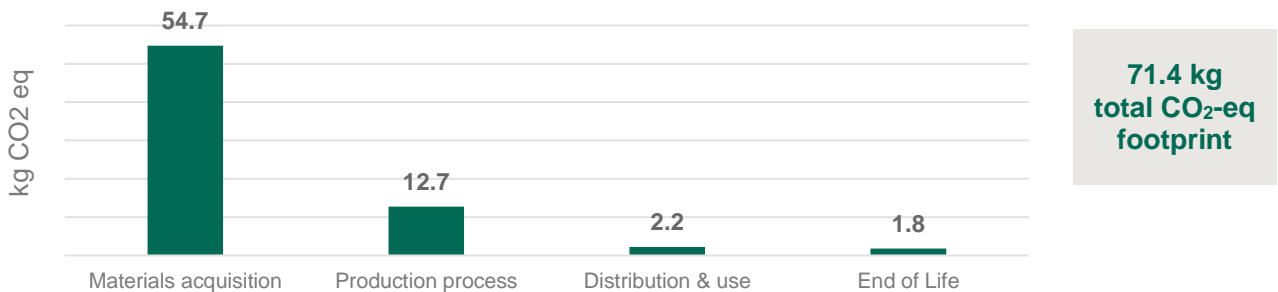
### Life cycle impact by category and stage

Environmental impacts were calculated using the GaBi software platform. Impact results according to the BIFMA PCR have been calculated using TRACI 2.1 characterization factors, as well as LCI indicators for primary energy and water usage. Results presented in this report are for one seat maintained for one individual for 10 years. Additionally, the results are relative expressions and do not predict impacts on category endpoints, the exceeding of thresholds, safety margins, or risks.

	Unit	Life cycle stages				Totals
		Materials acquisition	Production process	Distribution & Use	End of life	
<b>*Global warming potential</b> (100 years) Warming of the atmosphere caused by the global release of greenhouse gases.	kg CO2 eq	5.47E+01	1.27E+01	2.16E+00	1.77E+00	7.14E+01
<b>*Acidification</b> Emissions that increase the acidity of the environment due to various chemical reactions and/or biological activity, or by natural circumstances.	kg SO2 eq	1.32E-01	5.14E-02	9.69E-03	3.02E-03	1.96E-01
<b>*Photochemical ozone creation (Smog)</b> Through various chemical reactions, which occur between nitrogen oxides (NOx) and volatile organic compounds (VOCs) in sunlight.	kg O3 eq	1.76E+00	6.09E-01	2.08E-01	9.71E-02	2.67E+00
<b>*Eutrophication</b> Enrichment of an aquatic ecosystem with nutrients (nitrates, phosphates) that accelerate biological productivity and an undesirable accumulation of algal biomass.	kg N eq	1.05E-02	8.27E-03	8.16E-04	6.19E-04	2.02E-02
<b>*Ozone depletion</b> Reduction of the stratospheric ozone layer due to anthropogenic emissions of ozone depleting substances.	kg CFC-11 eq	1.79E-12	3.27E-10	7.63E-15	7.58E-10	1.09E-09
<b>Primary energy demand</b> Energy consumption at the source.	MJ	1.13E+03	4.06E+02	2.08E+01	-1.43E+01	1.54E+03
<b>Net freshwater usage</b> Freshwater used and otherwise not recoverable.	kg	5.75E+02	7.80E+01	2.91E-01	1.24E-03	6.53E+02

\*Methods: TRACI 2.1

### Global warming potential summary



### Life cycle resource consumption & waste summary

Additionally, results have been calculated using LCIA methodologies for core environmental impact categories specified in EN 15804+A2, as well as LCI indicators required by EN15804+A2. The results are relative expressions and do not predict impacts on category endpoints, the exceeding of thresholds, safety margins, or risks.

	Unit	Product Stage			Construction Stage							Use Stage				End of Life		Benefits and Loads Beyond the System Boundary
		A1–A3	A4	A5	B1	B2	B3	B4	B5	B6	B7	C1	C2	C3	C4	D		
<b>Climate change, total</b>	kg CO2 eq	6.19E+01	1.42E+00	1.47E+00	0	0	0	0	0	0	0	0	3.13E-02	1.49E+00	2.44E-01	-4.53E+00		
<b>Climate change, fossil</b>	kg CO2 eq	6.85E+01	1.43E+00	1.14E-01	0	0	0	0	0	0	0	0	3.13E-02	1.49E+00	2.44E-01	-9.48E+00		
<b>Climate change, Biogenic</b>	kg CO2 eq	-6.59E+00	1.41E+00	1.36E+01	0	0	0	0	0	0	0	0	0.00E+00	0.00E+00	0.00E+00	4.95E+00		
<b>Climate change, land use and land use change</b>	kg CO2 eq	1.46E-02	7.54E-04	1.15E-04	0	0	0	0	0	0	0	0	1.75E-05	4.86E-05	7.42E-04	-1.87E-03		
<b>Ozone depletion</b>	kg CFC-11 eq	3.88E-10	2.08E-13	1.75E-13	0	0	0	0	0	0	0	0	4.62E-15	5.26E-10	1.29E-12	-3.05E-12		
<b>Acidification</b>	Mole of H+ eq	2.00E-01	1.00E-02	4.40E-04	0	0	0	0	0	0	0	0	1.03E-04	2.02E-03	1.25E-03	-3.13E-02		
<b>Eutrophication, freshwater</b>	kg P eq.	7.26E-04	6.81E-06	8.19E-06	0	0	0	0	0	0	0	0	1.59E-07	-4.42E-07	7.38E-05	-3.90E-04		
<b>Eutrophication, marine</b>	kg N eq	4.43E-02	4.27E-03	2.36E-04	0	0	0	0	0	0	0	0	4.99E-05	1.18E-03	3.10E-04	-6.86E-03		
<b>Eutrophication, terrestrial</b>	Mole of N eq	4.27E-01	4.70E-02	1.72E-03	0	0	0	0	0	0	0	0	5.51E-04	1.33E-02	3.41E-03	-6.37E-02		
<b>Photochemical ozone formation, human health</b>	kg NMVOC eq	1.41E-01	9.13E-03	7.90E-04	0	0	0	0	0	0	0	0	9.87E-05	2.97E-03	9.65E-04	-2.08E-02		
<b>Resource use, mineral and metals**</b>	kg Sb eq	8.17E-05	1.86E-07	4.26E-09	0	0	0	0	0	0	0	0	4.13E-09	-1.53E-07	-4.74E-09	-1.15E-05		
<b>Resource use, fossils**</b>	MJ	1.31E+03	1.87E+01	1.16E+00	0	0	0	0	0	0	0	0	4.15E-01	-1.41E+01	4.08E+00	-1.51E+02		
<b>Water use**</b>	m3 world equiv	2.13E+01	8.02E-02	4.61E-02	0	0	0	0	0	0	0	0	1.87E-03	1.56E-01	1.10E-01	-1.54E+00		
<b>Use of renewable primary energy (PERE)</b>	MJ	1.77E+02	7.90E-01	1.31E-01	0	0	0	0	0	0	0	0	1.83E-02	-5.55E+00	8.12E-01	-6.93E+01		
<b>Primary energy resources used as raw materials (PERM)</b>	MJ	4.82E+01	0.00E+00	0.00E+00	0	0	0	0	0	0	0	0	0.00E+00	0.00E+00	0.00E+00	0.00E+00		

	Unit	Product Stage			Construction Stage							Use Stage				End of Life		Benefits and Loads Beyond the System Boundary
		A1–A3	A4	A5	B1	B2	B3	B4	B5	B6	B7	C1	C2	C3	C4	D		
<b>Total use of renewable primary energy resources (PERT)</b>	MJ	2.25E+02	7.90E-01	1.31E-01	0	0	0	0	0	0	0	0	1.83E-02	-5.55E+00	8.12E-01	-6.93E+01		
<b>Use of non-renewable primary energy (PENRE)</b>	MJ	1.03E+03	1.87E+01	1.16E+00	0	0	0	0	0	0	0	0	4.15E-01	-1.41E+01	4.08E+00	-1.51E+02		
<b>Non-renewable primary energy resources used as raw materials (PENRM)</b>	MJ	2.84E+02	0.00E+00	0.00E+00	0	0	0	0	0	0	0	0	0.00E+00	0.00E+00	0.00E+00	0.00E+00		
<b>Total use of non-renewable primary energy resources (PENRT)</b>	MJ	1.31E+03	1.87E+01	1.16E+00	0	0	0	0	0	0	0	0	4.15E-01	-1.41E+01	4.08E+00	-1.51E+02		
<b>Input of secondary material (SM)</b>	Kg	6.64E+00	0.00E+00	0.00E+00	0	0	0	0	0	0	0	0	0.00E+00	0.00E+00	0.00E+00	0.00E+00		
<b>Use of net fresh water (FW)</b>	m3	7.11E-01	2.61E-03	1.12E-03	0	0	0	0	0	0	0	0	6.10E-05	1.74E-03	2.46E-03	-2.26E-01		
<b>Use of renewable secondary fuels (RSF)</b>	MJ	0.00E+00	0.00E+00	0.00E+00	0	0	0	0	0	0	0	0	0.00E+00	0.00E+00	0.00E+00	0.00E+00		
<b>Use of non renewable secondary fuels (NRSF)</b>	MJ	0.00E+00	0.00E+00	0.00E+00	0	0	0	0	0	0	0	0	0.00E+00	0.00E+00	0.00E+00	0.00E+00		
<b>Recovered energy (RE)</b>	MJ	0.00E+00	0.00E+00	0.00E+00	0	0	0	0	0	0	0	0	0.00E+00	0.00E+00	0.00E+00	0.00E+00		
<b>Hazardous waste disposed (HWD)</b>	kg	6.37E-06	2.52E-09	2.43E-10	0	0	0	0	0	0	0	0	5.59E-11	4.75E-08	1.57E-09	-1.49E-07		
<b>Non-hazardous waste disposed (NHWD)</b>	kg	3.64E+00	1.82E-03	7.27E-01	0	0	0	0	0	0	0	0	4.13E-05	1.27E+00	7.56E+00	-2.47E-01		
<b>Radioactive waste disposed (RWD)</b>	kg	4.04E-02	5.62E-05	1.71E-05	0	0	0	0	0	0	0	0	1.25E-06	-1.23E-03	1.15E-04	-1.72E-03		
<b>Materials for recycling (MFR)</b>	kg	2.42E+00	0.00E+00	2.35E+00	0	0	0	0	0	0	0	0	0.00E+00	2.40E+00	0.00E+00	0.00E+00		
<b>Exported electrical energy (EEE)</b>	MJ	4.24E-01	0.00E+00	8.80E-01	0	0	0	0	0	0	0	0	0.00E+00	4.44E+00	0.00E+00	0.00E+00		
<b>Exported thermal energy (EET)</b>	MJ	7.42E-01	0.00E+00	9.40E-01	0	0	0	0	0	0	0	0	0.00E+00	7.83E+00	0.00E+00	0.00E+00		
<b>Components for re-use (CRU)</b>	kg	0.00E+00	0.00E+00	0.00E+00	0	0	0	0	0	0	0	0	0.00E+00	0.00E+00	0.00E+00	0.00E+00		
<b>Material for energy recovery (MER)</b>	kg	0.00E+00	0.00E+00	0.00E+00	0	0	0	0	0	0	0	0	0.00E+00	0.00E+00	0.00E+00	0.00E+00		
<b>Biogenic carbon removal in product (BCRP)</b>	kg	0.00E+00	0.00E+00	0.00E+00	0	0	0	0	0	0	0	0	0.00E+00	0.00E+00	0.00E+00	0.00E+00		

	Unit	Product Stage			Construction Stage							Use Stage				End of Life		Benefits and Loads Beyond the System Boundary
		A1–A3	A4	A5	B1	B2	B3	B4	B5	B6	B7	C1	C2	C3	C4	D		
<b>Biogenic carbon emission in product (BCEP)</b>	kg	0.00E+00	0.00E+00	0.00E+00	0	0	0	0	0	0	0	0	0.00E+00	0.00E+00	0.00E+00	2.46E+00		
<b>Biogenic carbon removal in packaging (BCRK)</b>	kg	5.42E+00	0.00E+00	0.00E+00	0	0	0	0	0	0	0	0	0.00E+00	0.00E+00	0.00E+00	0.00E+00		
<b>Biogenic carbon emission in packaging (BCEK)</b>	kg	0.00E+00	0.00E+00	5.42E+00	0	0	0	0	0	0	0	0	0.00E+00	0.00E+00	0.00E+00	0.00E+00		
<b>Particulate matter emissions (PM)</b>	Disease incidence	2.73E-06	1.13E-07	3.91E-09	0	0	0	0	0	0	0	0	9.73E-10	1.45E-09	1.46E-08	-3.17E-07		
<b>Ionizing human radiation (IRP)*</b>	kBq U235 eq.	7.99E+00	4.74E-03	2.55E-03	0	0	0	0	0	0	0	0	1.06E-04	-2.05E-01	1.87E-02	-1.02E-01		
<b>Eco-toxicity freshwater (ETP-fw)**</b>	CTUe	5.57E+02	1.46E+01	8.71E-01	0	0	0	0	0	0	0	0	3.24E-01	-1.88E+00	5.48E+00	-6.83E+01		
<b>Human toxicity - Cancer (HTP-c)**</b>	CTUh	2.85E-08	2.50E-10	2.07E-11	0	0	0	0	0	0	0	0	5.53E-12	-1.59E-10	9.27E-11	-5.14E-09		
<b>Human toxicity - noncancer (HTP-nc)**</b>	CTUh	7.83E-07	5.66E-09	1.88E-09	0	0	0	0	0	0	0	0	1.26E-10	-3.23E-09	2.15E-09	-4.61E-08		
<b>Land use related impacts / soil quality (SQP)**</b>	n/a	2.54E+02	3.43E+00	1.47E-01	0	0	0	0	0	0	0	0	8.05E-02	-3.13E+00	7.19E-01	-1.29E+02		

\* This impact category deals mainly with the eventual impact of low dose ionizing radiation on human health of the nuclear fuel cycle. It does not consider effects due to possible nuclear accidents, occupational exposure nor due to radioactive waste disposal in underground facilities. Potential ionizing radiation from the soil, from radon and from some construction materials is also not measured by this indicator.

\*\* The results of this environmental impact indicator shall be used with care as the uncertainties on these results are high or as there is limited experienced with the indicator

Module D: 24% of recycled materials were assumed to be available for subsequent use and offset an equivalent amount of primary materials. Recovered energy was assumed to be in the form of electrical energy and thermal heat from the average European-28 electricity grid mix to consumer.

Functional Unit	
Parameter	Value
Declared unit	1 seat for 1 individual maintained for a 10-year period
Number of occupants	1
Reference service life required	10 years

A4: Transport to the building site		
Parameter	Value per functional unit	Value per functional unit
Transportation type	Truck	Ship
Fuel consumption (l/km)	0.42 diesel	130 heavy fuel oil
Distance	1,020 km	65 km
Capacity utilization	67%	53%
Capacity utilization volume factor	=1	=1
Weight of product (kg)		13.85
Volume (m³)		0.34

A5: Installation in the building	
Parameter	Value per functional unit
Packaging waste for recycling	3.334 kg
Installation Assumptions	No product waste, Installed with hand tools.

B1: Use	
Parameter	Value per functional unit
There are no emissions related to the expected use of this product.	

B2: Maintenance	
Parameter	Value per functional unit
Maintenance Process	No maintenance is expected for this product
Maintenance cycle	0
Ancillary Materials for maintenance (kg/cycle)	0
Waste materials resulting from maintenance (kg)	0
Net fresh water consumption during maintenance (m³)	0
Energy input during maintenance (kWh)	0

Reference service life (RSL)	
Parameter	Value per functional unit
Reference service life	10 years
Design application parameters	Use as indicated in product brochure and warranty
Declared product properties	Properties given in product description on page 3
Indoor environment	Typical office and home environment
Use conditions	Typical office and home use

B3: Repair	
Parameter	Value per functional unit
Repair process	No repairs are expected for this product
Inspection process	No repairs are expected for this product
Repair cycle (#/RSL)	0
Ancillary materials (kg)	0
Waste materials from repair (kg)	0
Net freshwater consumption during repair (m³)	0
Energy input during repair (kWh)	0

B4: Replacement	
Parameter	Value per functional unit
Replacement cycle (#/RSL)	0
Energy input during replacement (kWh)	0
Exchange of worn parts during the products life cycle (kg)	0

B5: Refurbishment	
Parameter	Value per functional unit
Refurbishment process	No refurbishment is expected for this product
Refurbishment cycle (#/RSL)	0
Energy input during refurbishment (kWh)	0
Material input for refurbishment (kg)	0
Waste material resulting from refurbishment (kg)	0

B6 and B7: Use of energy and Use of Water	
Parameter	Value per functional unit
Ancillary materials (kg)	0
Net freshwater consumption (m³)	0
Power output of equipment (kW)	0
Characteristic performance	n/a

C1-C4: End-of-life	
Parameter	Value per functional unit
Weight of product collected	13.85 kg
Weight to recycling	2.59 kg
Weight to energy recovery	2.26 kg
Weight to landfill	9.00 kg
Distance to recycling	32.2 km
Distance to energy recovery	32.2 km
Distance to landfill	32.2 km

## ADDITIONAL ENVIRONMENTAL INFORMATION

**Indoor air:** Steelcase seating products are certified with SCS's Indoor Advantage Gold™ program, conforming to the ANSI/BIFMA Furniture Emissions Standard (M7.1/X7.1-2011 R2021) and CDPH/EHLB Standard Method (CA 01350) v1.2-2017 for seating. The certification can be found [here](#).

## REFERENCES

EN 15804:2012+A2.2019/AC:2021, Sustainability of construction works – Environmental product declarations – Core rules for the product category of construction products.

Life Cycle Assessment, LCA Report for Steelcase. WAP Sustainability Consulting. August 2023.

NSF Certification Policies for Environmental Product Declarations (EPD). November 1, 2022.

ISO 14025:2006 Environmental Labels and Declarations – Type III Environmental Declarations – Principles and Procedures.

ISO 14040:2006 Environmental Management – Life Cycle Assessment – Principles and Framework, Requirements and Guidelines.

ISO 14044:2006 Environmental Management – Life cycle assessment – Requirements and Guidelines.

ISO 14044: 2006/ Amd 1:2017 Environmental Management – Life cycle assessment – Requirements and Guidelines – Amendment 1.

Product Category Rule for Environmental Product Declarations, BIFMA PCR for Seating: UNCPC 3811 (ext. 2020-111)

**Steelcase®**

Visit [steelcase.com](https://steelcase.com)



[facebook.com/Steelcase](https://facebook.com/Steelcase)



[twitter.com/Steelcase](https://twitter.com/Steelcase)



[youtube.com/SteelcaseTV](https://youtube.com/SteelcaseTV)

**Contact**

For further questions, please contact:  
[epd@steelcase.com](mailto:epd@steelcase.com)