

# Very Task Seating



## Environmental Product Declaration

Date of Issue: 4/25/2024  
Date of Revision: 9/22/2025  
Date of Expiration: 4/25/2029

## Product Category Rule

BIFMA PCR for Seating, UNCPC 3811  
EN 15804+A2



## Functional Unit

1 Very Task seat with an aluminum base, maintained for a period of 10 years produced in North America.



Certified  
Environmental  
Product Declaration  
[www.nsf.org](http://www.nsf.org)

This EPD was not written to support comparative assertions. EPDs based on different PCRs or different calculation models may not be comparable. When attempting to compare EPDs or life cycle impacts of products from different companies, the user should be aware of the uncertainty in the final results due to and not limited to the practitioner's assumptions, the source of the data used in the study and the software tool used to conduct the study.

<b>Program Operator</b>	NSF Certification, LLC 789 N. Dixboro, Ann Arbor, MI 48105 sustainability@nsf.org
<b>Manufacturer Name and Address</b>	Haworth, Inc. One Haworth Center Holland, MI 49423 sustainability@haworth.com
<b>Declaration Number</b>	EPD 10947
<b>Declared Product and Functional Unit</b>	1 Very Task seat with an aluminum base, maintained for a 10-year period produced in North America
<b>Reference PCR and Version Number</b>	BIFMA PCR for Seating: UNCPC 3811, Version 3
<b>Product's intended Application and Use</b>	Commercial Furniture
<b>Product RSL</b>	10 years
<b>Markets of Applicability</b>	North America
<b>Date of Issue</b>	4/25/2024
<b>Period of Validity</b>	5 years from date of issue
<b>EPD Type</b>	Product Specific
<b>Intended Audience</b>	Business-to-Business, Business-to-Consumer
<b>Range of Dataset Variability</b>	N/A
<b>EPD Scope</b>	Cradle to Grave
<b>Year of reported manufacturer primary data</b>	2022
<b>LCA Software and Version Number</b>	Sphera LCA FE (GaBi) 10.9
<b>LCI Database and Version Number</b>	Sphera MLC (GaBi) 2024.2
<b>LCIA Methodology and Version Number</b>	IPCC AR6 + TRACI 2.1
<b>The sub-category PCR review was conducted by:</b>	Thomas Gloria, PhD (chair) Jack Geibig, P.E. Michael Overcash, PhD
<b>This declaration was independently verified in accordance with ISO 14040 (2006), ISO 14044 (2006), 14025 (2006), EN 15804+A2, and BIFMA PCR for Seating: UNCPC 3811 V3, which serves as the core PCR.</b> <input type="checkbox"/> Internal <input checked="" type="checkbox"/> External	External review conducted by: Thomas Gloria, Industrial Ecology Consultants  This declaration and its Life Cycle Assessment was independently verified in accordance with ISO standards 14040 (2006) and 14025 (2006), and BIFMA PCR for Seating UNCPC 3811 (2020).
<b>This life cycle assessment was conducted in accordance with ISO 14044, EN 15804+A2, and the reference PCR by:</b>	WAP Sustainability Consulting
<b>This life cycle assessment was independently verified in accordance with ISO 14044, EN 15804+A2, and the reference PCR by:</b>	Thomas Gloria, Industrial Ecology Consultants  The product Life Cycle Assessment was conducted in accordance with ISO 14044 and the reference PCR.
<b>Limitations:</b> Environmental declarations from different programs (ISO 14025) may not be comparable. The PCR this EPD was based on was written to determine the potential environmental impacts of a furniture workspace product from cradle-to-grave. It was not written to support comparative assertions. EPDs based on different PCRs, or different calculation models, may not be comparable. When attempting to compare EPDs or life cycle impacts of products from different companies, the user should be aware of the uncertainty in the final results, due to and not limited to, the practitioner's assumptions, the source of the data used in the study, and the specifics of the product modeled. Additional information on the life cycle assessment can be found by contacting Haworth directly.	

## Company Description

Haworth strives to be a sustainable corporation. We believe operating a sustainable corporation will allow us to help people do great things for generations to come. We are on a journey—one that promotes longevity and delivers value to the people, communities, and planet that we serve. At our core, we are a family—and we weather challenges together. Haworth is built upon a culture that empowers members and all stakeholders to make positive changes. We strengthen existing partnerships and build new ones, while empowering our members and leveraging our global reach, as we continue our drive toward making positive changes for the people and communities, we serve all over the world.

## Product Description

Very desk chairs offer a modern office chair solution that adjusts to provide individual comfort and support with universal appeal. The Very desk chair on wheels also enables easy mobility for collaboration in the workplace. The Very desk chair is an appealingly modern office chair with intuitive lumbar support and patented asymmetrical control. Back options in supportive mesh or knit enhance comfort and enable performance for a variety of tasks. This desk chair features adjustable arms and also has an executive chair version offering an adjustable headrest. Very task is manufactured at Haworth’s facility in Bruce, MS – an ISO 14001 certified manufacturing facility. This product can be easily disassembled at the end of its useful life. Components are identified with ISO recycling symbols and material information to assist in the recycling effort, where practical. Haworth will take back Very office task chairs after their useful life and recycle the components.

Results were calculated for a single configuration of the seating. The office chair configuration reviewed (SCT-20-7141, TRIM Color TR-F Black) consists of a mesh back, black trim, forward tilt with back stop, lumbar support, 4D arms, hard casters and an aluminum base and was determined to have the highest potential impacts of all Very task model configurations produced in North America, making the results in this EPD conservative and thus representative of all products listed. Product codes within the variation allowance include those beginning with SCT-20.

This product falls under UN CPC 3811.

The composition of the chair reviewed is provided below, with a total product weight of 21.11 kg. Material composition is reported per unit of product.

Material	[kg]	[%]	Recycled Content [%]	Resource Type
<b>Product</b>				
Steel	8.09	38%	48%	Recycled, Virgin Non-renewable
Aluminum	5.39	26%	100%	Recycled Non-renewable
Nylon PA6	4.31	20%	14%	Recycled, Virgin Non-renewable
Polypropylene	1.36	6%	0%	Virgin Non-renewable
Polyurethane	0.52	2%	0%	Virgin Non-renewable
Acrylonitrile Butadiene Styrene	0.50	2%	0%	Virgin Non-renewable
Polyoxymethylene	0.38	2%	0%	Virgin Non-renewable
Polyester Fabric	0.33	2%	0%	Virgin Non-renewable
Other	0.23	1%	0%	Virgin Non-renewable
<b>Packaging</b>				
Paper	0.93	86%	0%*	Virgin Renewable
Polyethylene	0.15	14%	0%	Virgin Non-renewable

\*Recycled content of paper and cardboard packaging are average values associated with background LCI datasets

## Additional Environmental Information

The product under review is manufactured at a zero waste-to-landfill facility that is ISO 14001- and ISO 9001- certified facility. In addition, this product has the following certifications:

- [GREENGUARD Gold Certified](#)
- [BIFMA LEVEL 3 Certified](#)
- [Declare label](#)

## Functional Unit

The functional unit according to the PCR is one unit of seating to seat one individual, maintained for a 10-year period produced in North America. The product under study has a 10-year service life under ANSI/BIFMA X5.1 and therefore does not require replacements to meet the functional unit.

## LCA Stages



*Materials Acquisition & Pre-Processing* | Includes raw material extraction, pre-processing of materials, and transport to production.

*Production* | Includes component and final assembly manufacturing operations, both by Haworth and upstream suppliers, as well as intermediate transport and packaging requirements.

*Distribution, Storage, and Use* | Includes an average distribution to customers. No additional storage is required. There are no impacts associated with use of the product.

*End-of-Life* | Includes transport to and disposal of product and packaging based on average US recycling rates.

## LCA Information

General principles of allocation were based on ISO 14040/44. Where possible, allocation was avoided. At the part supplier production facilities, manufacturing inputs and outputs are allocated to co-products by mass because of the use of secondary datasets and no primary data available for part suppliers. At Haworth assembly facilities, manufacturing inputs and outputs are allocated to co-products based on economic value. This choice was deemed the most appropriate at Haworth facilities due to the availability of data on economic value. As a default, Sphera Managed LCA Content datasets use a physical mass basis for allocation.

Throughout the study recycled materials were accounted for via the cut-off method. Under this method, impacts and benefits associated with the previous life of a raw material from recycled stock are excluded from the system boundary and includes the impacts associated with reprocessing and preparation of recycled materials. Additionally, impacts and benefits associated with secondary functions of materials at end of life are also excluded.

Production of capital goods, infrastructure, and personnel-related activities are excluded, as required by the BIFMA PCR for seating.

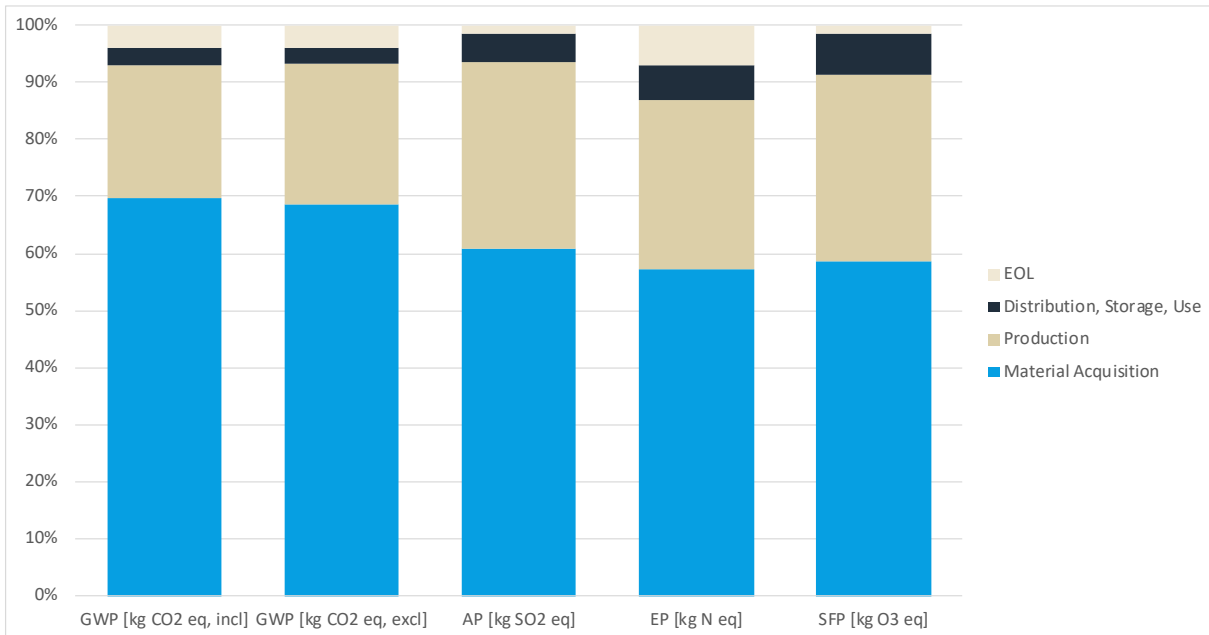
LCA Results

All results are given per functional unit, which is one unit of seating to seat one individual, maintained for a 10-year period. Results are reported separately by life cycle stage per the BIFMA PCR for seating. It is discouraged to use of results for Material Acquisition and Production without considering the results for End of Life.

Impact Category	Material Acquisition	Production	Distribution, Storage, Use	EOL	Total
<i>IPCC AR6 LCIA Impacts</i>					
Global Warming Potential, incl biogenic [kg CO <sub>2</sub> eq]	6.23E+01	2.09E+01	2.57E+00	3.63E+00	<b>8.94E+01</b>
Global Warming Potential, excl biogenic [kg CO <sub>2</sub> eq]	6.23E+01	2.24E+01	2.58E+00	3.49E+00	<b>9.07E+01</b>
<i>TRACI 2.1 LCIA Impacts</i>					
Acidification Potential [kg SO <sub>2</sub> eq]	1.56E-01	8.41E-02	1.25E-02	4.06E-03	<b>2.56E-01</b>
Eutrophication Potential [kg N eq]	1.01E-02	5.21E-03	1.07E-03	1.25E-03	<b>1.76E-02</b>
Ozone Depletion Potential [kg CFC 11 eq]	1.27E-12	5.18E-10	7.60E-15	3.11E-14	<b>5.19E-10</b>
Smog Formation Potential [kg O <sub>3</sub> eq]	2.31E+00	1.29E+00	2.79E-01	5.94E-02	<b>3.94E+00</b>
<i>Resource Use Indicators</i>					
Renewable primary resources used as an energy carrier [MJ]	4.97E+01	6.35E+01	1.51E+00	1.12E+00	<b>1.16E+02</b>
Renewable primary resources with energy content used as a material [MJ]	0	1.30E+01	0	0	<b>1.30E+01</b>
Renewable primary resources, total [MJ]	4.97E+01	7.65E+01	1.51E+00	1.12E+00	<b>1.29E+02</b>
Non-renewable primary resources used as an energy carrier [MJ]	8.75E+02	2.82E+02	3.40E+01	1.06E+01	<b>1.20E+03</b>
Non-renewable primary resources with energy content used as a material [MJ]	2.29E+02	2.40E+01	0	0	<b>2.53E+02</b>
Non-renewable primary resources, total [MJ]	1.10E+03	3.06E+02	3.40E+01	1.06E+01	<b>1.45E+03</b>
Recovered energy [MJ]	0	4.88E-01	0	8.69E+00	<b>9.18E+00</b>
Net fresh water usage [kg]*	3.09E+00	1.77E-01	5.01E-03	9.54E-03	<b>3.29E+00</b>

\*Water usage from electricity generation is included

The chart below presents the relative contribution of each life cycle stage to the TRACI 2.1 and IPCC environmental impact categories by life cycle stage per the BIFMA PCR for seating.



Additionally, results have been calculated using LCIA methodologies for core environmental impact categories specified in EN 15804+A2, as well as LCI indicators required by EN15804+A2. Results are reported per functional unit. For this product, 1 unit of product is required to meet the functional unit. The results are relative expressions and do not predict impacts on category endpoints, the exceeding of thresholds, safety margins, or risks. It is discouraged to use of results for A1-A3 without considering the results for C1-C4.

	Product Stage	Construction Stage			Use Stage							End of Life			Benefits and Loads Beyond the System Boundary	
	A1-A3	A4	A5	B1	B2	B3	B4	B5	B6	B7	C1	C2	C3	C4	D	
Climate Change - total [kg CO2 eq.]	8.32E+01	2.58E+00	1.44E+00	0	0	0	0	0	0	0	0	5.48E-02	2.93E+00	3.00E-01	-5.47E+00	
Climate Change, fossil [kg CO2 eq.]	8.46E+01	2.58E+00	7.31E-02	0	0	0	0	0	0	0	0	5.48E-02	2.93E+00	2.99E-01	-5.47E+00	
Climate Change, biogenic [kg CO2 eq.]	-1.37E+00	0	1.37E+00	0	0	0	0	0	0	0	0	0	0	0	0	
Climate Change, land use and land use change [kg CO2 eq.]	3.16E-02	1.44E-03	7.81E-06	0	0	0	0	0	0	0	0	3.07E-05	1.43E-04	1.39E-04	-1.24E-03	
Ozone depletion [kg CFC-11 eq.]	4.54E-10	3.80E-13	2.59E-14	0	0	0	0	0	0	0	0	8.10E-15	8.06E-13	7.23E-13	-1.95E-08	
Acidification [Mole of H+ eq.]	2.72E-01	1.35E-02	4.94E-04	0	0	0	0	0	0	0	0	1.69E-04	1.20E-03	1.79E-03	-1.58E-02	
Eutrophication, freshwater [kg P eq.]	1.62E-04	1.31E-05	6.78E-06	0	0	0	0	0	0	0	0	2.79E-07	-2.84E-07	1.35E-04	-1.90E-05	
Eutrophication, marine [kg N eq.]	6.57E-02	6.44E-03	1.03E-04	0	0	0	0	0	0	0	0	8.14E-05	4.02E-04	5.40E-04	-2.88E-03	
Eutrophication, terrestrial [Mole of N eq.]	6.80E-01	7.10E-02	2.16E-03	0	0	0	0	0	0	0	0	8.99E-04	5.36E-03	4.87E-03	-2.73E-02	
Photochemical ozone formation, human health [kg NMVOC eq.]	1.94E-01	1.33E-02	2.60E-04	0	0	0	0	0	0	0	0	1.64E-04	1.09E-03	1.37E-03	-1.03E-02	
Resource use, mineral and metals [kg Sb eq.]*	2.24E-04	3.39E-07	1.53E-09	0	0	0	0	0	0	0	0	7.24E-09	-1.85E-08	3.07E-08	-8.16E-05	
Resource use, fossils [MJ]*	1.41E+03	3.40E+01	2.12E-01	0	0	0	0	0	0	0	0	7.26E-01	5.06E+00	4.55E+00	-8.42E+01	
Water use [m <sup>3</sup> world equiv.]*	2.24E+01	1.54E-01	1.35E-02	0	0	0	0	0	0	0	0	3.28E-03	3.67E-01	1.63E-02	-6.95E-01	
Use of renewable primary energy (PERE) [MJ]	1.13E+02	1.51E+00	2.11E-02	0	0	0	0	0	0	0	0	3.21E-02	5.05E-01	5.64E-01	-3.22E+00	
Primary energy resources used as raw materials (PERM) [MJ]	1.30E+01	0	0	0	0	0	0	0	0	0	0	0	0	0	0	

	Product Stage	Construction Stage			Use Stage							End of Life	Benefits and Loads Beyond the System Boundary		
	A1-A3	A4	A5	B1	B2	B3	B4	B5	B6	B7	C1	C2	C3	C4	D
Total use of renewable primary energy resources (PERT) [MJ]	1.26E+02	1.51E+00	2.11E-02	0	0	0	0	0	0	0	0	3.21E-02	5.05E-01	5.64E-01	-3.22E+00
Use of non-renewable primary energy (PENRE) [MJ]	1.16E+03	3.40E+01	2.12E-01	0	0	0	0	0	0	0	0	7.26E-01	5.06E+00	4.55E+00	-8.42E+01
Non-renewable primary energy resources used as raw materials (PENRM) [MJ]	2.53E+02	0	0	0	0	0	0	0	0	0	0	0	0	0	0
Total use of non-renewable primary energy resources (PENRT) [MJ]	1.41E+03	3.40E+01	2.12E-01	0	0	0	0	0	0	0	0	7.26E-01	5.06E+00	4.55E+00	-8.42E+01
Input of secondary material (SM) [kg]	1.21E+01	0	0	0	0	0	0	0	0	0	0	0	0	0	0
Use of renewable secondary fuels (RSF) [MJ]	0	0	0	0	0	0	0	0	0	0	0	0	0	0	0
Use of non renewable secondary fuels (NRSF) [MJ]	0	0	0	0	0	0	0	0	0	0	0	0	0	0	0
Use of net fresh water (FW) [m3]	3.27E+00	5.01E-03	3.23E-04	0	0	0	0	0	0	0	0	1.07E-04	8.52E-03	5.88E-04	-2.57E-01
Hazardous waste disposed (HWD) [kg]	2.60E-05	4.59E-09	4.68E-11	0	0	0	0	0	0	0	0	9.79E-11	1.15E-09	1.12E-09	-5.16E-05
Non-hazardous waste disposed (NHWD) [kg]	4.30E+00	3.39E-03	3.08E-01	0	0	0	0	0	0	0	0	7.24E-05	5.76E-01	1.39E+01	2.73E-01
Radioactive waste disposed (RWD) [kg]	2.81E-02	1.03E-04	2.87E-06	0	0	0	0	0	0	0	0	2.19E-06	1.95E-04	4.84E-05	-1.42E-03
High-level radioactive waste, conditioned, to final repository (HLRW) [kg]	3.32E-05	1.22E-07	3.32E-09	0	0	0	0	0	0	0	0	2.60E-09	2.32E-07	5.41E-08	-1.83E-06
Intermediate- and low-level radioactive waste, conditioned, to final repository (ILLRW) [kg]	2.81E-02	1.03E-04	2.87E-06	0	0	0	0	0	0	0	0	2.19E-06	1.94E-04	4.83E-05	-1.42E-03
Components for re-use (CRU) [kg]	0	0	0	0	0	0	0	0	0	0	0	0	0	0	0
Materials for Recycling (MFR) [kg]	0	0	6.46E-01	0	0	0	0	0	0	0	0	0	4.25E+00	0	0
Material for Energy Recovery (MER) [kg]	0	0	0	0	0	0	0	0	0	0	0	0	0	1.08E+00	0
Total recovered energy exported from the product system (EEE and EET) [MJ]	4.88E-01	0	4.33E-01	0	0	0	0	0	0	0	0	0	0	8.25E+00	0

	Product Stage	Construction Stage			Use Stage							End of Life	Benefits and Loads Beyond the System Boundary		
	A1-A3	A4	A5	B1	B2	B3	B4	B5	B6	B7	C1	C2	C3	C4	D
Particulate matter [Disease incidences]	5.28E-06	1.35E-07	3.81E-09	0	0	0	0	0	0	0	0	1.87E-09	1.57E-08	2.04E-08	-1.47E-07
Ionizing radiation, human health [kBq U235 eq.]**	2.56E+00	8.68E-03	2.58E-04	0	0	0	0	0	0	0	0	1.85E-04	1.63E-02	4.65E-03	-4.69E-02
Ecotoxicity, freshwater [CTUe]*	4.53E+02	2.66E+01	1.57E+00	0	0	0	0	0	0	0	0	5.67E-01	2.33E+00	9.52E+00	-2.87E+01
Human toxicity, cancer [CTUh]*	2.35E-07	6.57E-10	1.69E-11	0	0	0	0	0	0	0	0	1.10E-11	9.22E-11	8.91E-11	-7.96E-12
Human toxicity, non-cancer [CTUh]*	6.29E-07	1.05E-08	4.03E-10	0	0	0	0	0	0	0	0	2.22E-10	7.58E-09	2.50E-09	-3.21E-08
Land Use [Pt]*	2.26E+02	6.61E+00	2.48E-02	0	0	0	0	0	0	0	0	1.41E-01	3.91E-01	4.08E-01	-2.68E+00

The life cycle modules are defined by EN 15804 as follows: Product Stage – raw material supply, transport, and manufacturing; Construction Stage – distribution and installation; Use Stage – use of installed product, maintenance, repair, replacement, refurbishment, operational energy use, and operational water use; End of Life - deconstruction, transport of waste, waste processing, and disposal; Benefits and Loads Beyond the System Boundary - credits from energy and material capture.

\*This impact category deals mainly with the eventual impact of low dose ionizing radiation on human health of the nuclear fuel cycle. It does not consider effects due to possible nuclear accidents, occupational exposure nor due to radioactive waste disposal in underground facilities. Potential ionizing radiation from the soil, from radon and from some construction materials is also not measured by this indicator.

\*\*The results of this environmental impact indicator shall be used with care as the uncertainties on these results are high or as there is limited experience with the indicator.

Functional Unit	
Parameter	Value
Declared unit	1 seat for 1 individual maintained for a 10-year period
Number of occupants	1
Reference service life required	10 years
Biogenic carbon in product	0 kg C
Biogenic carbon in packaging	0.40 kg C

A4: Transport to the building site		
Parameter	Value per functional unit	Value per functional unit
Transportation type	Truck	Ship
Fuel consumption (l/km)	0.42 Diesel	N/A
Distance	1424 km	N/A
Capacity utilization	67%	N/A
Capacity utilization volume factor	=1	N/A
Weight of product (kg)		21.1
Volume (m <sup>3</sup> )		0.449

A5: Installation in the building	
Parameter	Value per functional unit
Packaging waste produced	1.08 kg
Installation Assumptions	No product waste, Installed with hand tools.

B2: Maintenance	
Parameter	Value per functional unit
Maintenance Process	No maintenance is expected for this product
Maintenance cycle	0
Ancillary Materials for maintenance (kg/cycle)	0
Waste materials resulting from maintenance (kg)	0
Net fresh water consumption during maintenance (m <sup>3</sup> )	0
Energy input during maintenance (kWh)	0

Reference service life (RSL)	
Parameter	Value per functional unit
Reference service life	10 years
Design application parameters	Use as indicated in product brochure and warranty
Declared product properties	Properties given in product description on page 3
Indoor environment	Typical office and home environment
Use conditions	Typical office and home use

B3: Repair	
Parameter	Value per functional unit
Repair process	No repairs are expected for this product
Inspection process	No repairs are expected for this product
Repair cycle (#/RSL)	0
Ancillary materials (kg)	0
Waste materials from repair (kg)	0
Net freshwater consumption during repair (m <sup>3</sup> )	0
Energy input during repair (kWh)	0

B4: Replacement	
Parameter	Value per functional unit
Replacement cycle (#/RSL)	0
Energy input during replacement (kWh)	0
Exchange of worn parts during the products life cycle (kg)	0

B5: Refurbishment	
Parameter	Value per functional unit
Refurbishment process	No refurbishment is expected for this product
Refurbishment cycle (#/RSL)	0
Energy input during refurbishment (kWh)	0
Material input for refurbishment (kg)	0
Waste material resulting from refurbishment (kg)	0

B6 and B7: Use of energy and Use of Water	
Parameter	Value per functional unit
Ancillary materials (kg)	0
Net freshwater consumption (m <sup>3</sup> )	0
Power output of equipment (kW)	0
Characteristic performance	n/a

C1-C4: End-of-life	
Parameter	Value per functional unit
Weight of product collected	21.1 kg
Weight to recycling	4.3 kg
Weight to energy recovery	2.9 kg
Weight to landfill	13.8 kg
Distance to recycling	32.2 km
Distance to energy recovery	32.2 km
Distance to landfill	32.2 km

## References

1. EN 15804:2012+A2.2019/AC:2021, Sustainability of construction works – Environmental product declarations – Core rules for the product category of construction products
2. ISO 14040: 2006/ Amd 1:2020: Environmental Management – Life cycle assessment – Requirements and Guidelines.
3. ISO 14044: 2006/ Amd 1:2017/ Amd 2:2020: Environmental Management – Life cycle assessment – Requirements and Guidelines – Amendment 1.
4. ISO 14025:2006 Environmental labels and declarations – Type III environmental declarations – Principles and Procedures.
5. ISO 21930:2017 Sustainability in buildings and civil engineering works – Core rules for environmental product declarations of construction products and services.
6. IPCC, 2013: Climate Change 2013: The Physical Science Basis. Contribution of Working Group I to the Fifth Assessment Report of the Intergovernmental Panel on Climate Change [Stocker, T.F., D. Qin, G.-K. Plattner, M. Tignor, S.K. Allen, J. Boschung, A. Nauels, Y. Xia, V. Bex and P.M. Midgley (eds.)]. Cambridge University Press, Cambridge, United Kingdom and New York, NY, USA, 1535 pp.
7. Life Cycle Assessment, LCA Report for Haworth. WAP Sustainability Consulting. March 2024.
8. NSF International. BIFMA PCR for Seating: UNCPC 3811, Version 3.0 valid through September 30, 2024
9. TRACI: The Tool for the Reduction and Assessment of Chemical and Other Environmental Impacts. Version 2.1 – User Guide - <https://nepis.epa.gov/Adobe/PDF/P100HN53.pdf>.
10. US EPA, 2022. *Facts and Figures about Materials, Waste and Recycling*.- <https://www.epa.gov/facts-and-figures-about-materials-waste-and-recycling/national-overview-facts-and-figures-materials>
11. Product Category Rule for Environmental Product Declarations, BIFMA PCR for Seating: UNCPC 3811 (ext. 2020-111)