

# Jive Tables



## Environmental Product Declaration

Date of Issue: 4/25/2024  
Date of Revision: 10/1/2025  
Date of Expiration: 4/25/2029

## Product Category Rule



BIFMA PCR for Tables, UNCPC 3812 v1  
EN 15804+A2

## Functional Unit

1 m<sup>2</sup> of floor space, maintained for a period of 10 years produced in North America.



This EPD was not written to support comparative assertions. EPDs based on different PCRs or different calculation models may not be comparable. When attempting to compare EPDs or life cycle impacts of products from different companies, the user should be aware of the uncertainty in the final results due to and not limited to the practitioner's assumptions, the source of the data used in the study and the software tool used to conduct the study.

<b>Program Operator</b>	NSF Certification, LLC 789 N. Dixboro, Ann Arbor, MI 48105 sustainability@nsf.org
<b>Manufacturer Name and Address</b>	Haworth, Inc. One Haworth Center Holland, MI 49423 sustainability@haworth.com
<b>Declaration Number</b>	EPD 10949
<b>Declared Product and Functional Unit</b>	1 m <sup>2</sup> of floor space, maintained for a 10-year period produced in North America
<b>Reference PCR and Version Number</b>	BIFMA PCR for Tables: UNCPC 3812 v1
<b>Product's intended Application and Use</b>	Commercial Furniture
<b>Product RSL</b>	10 years
<b>Markets of Applicability</b>	North America
<b>Date of Issue</b>	4/25/2024
<b>Period of Validity</b>	5 years from date of issue
<b>EPD Type</b>	Product Specific
<b>Intended Audience</b>	Business-to-Business, Business-to-Consumer
<b>Range of Dataset Variability</b>	N/A
<b>EPD Scope</b>	Cradle to Grave
<b>Year of reported manufacturer primary data</b>	2022
<b>LCA Software and Version Number</b>	Sphera LCA FE (GaBi) 10.7
<b>LCI Database and Version Number</b>	Sphera MLC (GaBi) 2023.2
<b>LCIA Methodology and Version Number</b>	IPCC AR6 + TRACI 2.1
<b>The sub-category PCR review was conducted by:</b>	Thomas Gloria, PhD (chair) Jack Geibig, P.E. Michael Overcash, PhD
<b>This declaration was independently verified in accordance with ISO 14040 (2006), ISO 14044 (2006), 14025 (2006), EN 15804+A2, and BIFMA PCR for Tables: UNCPC 3812 v1 (2021), which serves as the core PCR.</b> <input type="checkbox"/> Internal <input checked="" type="checkbox"/> External	External review conducted by: Thomas Gloria, Industrial Ecology Consultants 
<b>This life cycle assessment was conducted in accordance with ISO 14044, EN 15804+A2, and the reference PCR by:</b>	WAP Sustainability Consulting
<b>This life cycle assessment was independently verified in accordance with ISO 14044, EN 15804+A2, and the reference PCR by:</b>	Thomas Gloria, Industrial Ecology Consultants 
<p>Limitations: Environmental declarations from different programs (ISO 14025) may not be comparable. The PCR this EPD was based on was written to determine the potential environmental impacts of a furniture table product from cradle-to-grave. It was not written to support comparative assertions. EPDs based on different PCRs, or different calculation models, may not be comparable. When attempting to compare EPDs or life cycle impacts of products from different companies, the user should be aware of the uncertainty in the final results, due to and not limited to, the practitioner's assumptions, the source of the data used in the study, and the specifics of the product modeled. Additional information on the life cycle assessment can be found by contacting Haworth directly.</p>	

## Company Description

Haworth strives to be a sustainable corporation. We believe operating a sustainable corporation will allow us to help people do great things for generations to come. We are on a journey—one that promotes longevity and delivers value to the people, communities, and planet that we serve. At our core, we are a family—and we weather challenges together. Haworth is built upon a culture that empowers members and all stakeholders to make positive changes. We strengthen existing partnerships and build new ones, while empowering our members and leveraging our global reach, as we continue our drive toward making positive changes for the people and communities, we serve all over the world.

## Product Description

Whether it’s a quick collaboration or a formal meeting, Jive tables support today’s needs. Jive fosters a healthy workplace through a wide range of shapes, sizes, and bases—offering comfort for a variety of postures. Choose from 12 top shapes in various sizes and nine base styles with a wide range of heights. Jive is manufactured at Haworth’s facility in Holland, MI – an ISO 14001 and ISO 9001 certified facility. This product can be easily disassembled at the end of its useful life. Components are identified with ISO recycling symbols and material information to assist in the recycling effort, where practical. Haworth will take back Jive tables after their useful life and recycle the components. This product falls under UN CPC 3812.

Results were calculated for a single configuration of the table (TCRA-3672-LJSNTC4B). However, this EPD encompasses results for all fixed-height variations within the Jive Table family that can be developed from the below table. The configuration selected was determined to have the highest potential impacts of all Jive table model configurations produced in North America, making the results in this EPD conservative and thus representative of all products listed. Height-adjustable Jive Tables are not represented under this EPD. Product numbers take the following format:

TC-[Shape]-[Depth]-[Width]-[Surface]-[Edge]-S-[Cutout]-[Base]-[Base Foot]-[Height]-[Foot Finish]

Shape	Depth	Width		Surface	Edge	Cutout	Base	Base Foot	Height	Foot Finish
Crescent (BN)	18"	18"	84"	Laminate (L)	Laminate Knife (F)	No Cutout (N)	C-Leg: Round (B), Extruded (C)	Casters (C, J, H, L)	16" (1)	Painted (A)
Corner: Extended Corner (CE) Transitional Extended Corner (CX)	24"	24"	96"	Wood (W)	Laminate Edgeband (J)	Center, Single-Sided: w/ 2 outlets (A), w/ 4 outlets (F), w/ 6 outlets (J)	Disc (D)	Glides (G, K, F, M)	20" (2)	Polished (B)
Half: Half Pebble (HP), Half Racetrack (HT), Half Hexagon (HX)	30"	30"	108"		Wood Knife (U)	Center, Double-Sided: w/ 8 outlets (M), w/ 12 outlets (Q)	Post Extruded (E)		29" (4)	
Rectangle (RA)	36"	36"	120"		Wood Edgeband (K)	Left/Right, Single-Sided: w/ 4 outlets (V), w/ 6 outlets (K)	T-Leg: Round (F), Extruded (T)		36" (6)	
Round (RN)	42"	42"	144"			3" Round (R)	Bridge (G)		42" (7)	

Pebble (RP)	48"	48"	170"				Swivel (R)			
Square (RQ)	54"	54"	216"				Post Round (V)			
Racetrack (RT)	60"	60"	216"				X Base (X)			
Trapezoid (TP)		72"								

The table evaluated consists of a 36" x 72" laminate top and a 29" fixed height, extruded T-leg aluminum base. The composition of the table is provided below, with a total product weight of 42.25 kg and area of 1.67 m<sup>2</sup>. To meet the functional unit, 0.598 units of Jive are required with a reference flow 25.3 kg.

Material	[kg]	[%]	Recycled Content [%]	Resource Type
<b>Product</b>				
Fiberboard	33.40	79%	100%	Recycled Non-renewable
Aluminum	3.14	7%	70%	Recycled, Virgin Non-renewable
Steel	2.54	6%	34%	Recycled, Virgin Non-renewable
High Pressure Laminate	1.64	4%	34%	Recycled, Virgin Non-renewable
Acrylonitrile Butadiene Styrene	1.08	3%	0%	Virgin Non-renewable
Nylon PA6	0.41	<1%	0%	Virgin Non-renewable
Other	0.04	<1%	0%	Virgin non-renewable
<b>Packaging</b>				
Cardboard	2.289	50%	47%	Recycled, Virgin Renewable
LLDPE	1.526	33%	0%	Virgin Non-renewable
EPS	0.763	17%	0%	Virgin Non-renewable
*Recycled content cardboard packaging is an average value associated with background LCI datasets				

## Additional Environmental Information

The product under review is manufactured at a zero waste-to-landfill facility that is ISO 14001- and ISO 9001- certified. In addition, this product has the following certifications:

- [GREENGUARD Gold Certified](#)
- [FSC Certified](#)
- [BIFMA LEVEL 3 Certified](#)

At the end of its useful life, manage Haworth products correctly in accordance with all applicable regulations for effective end-of-life management, including recycling, disposal, or incineration. Improper management may result in the release of chemicals that may represent a risk to the environment and human health & safety.

## Functional Unit

The functional unit is 1 m<sup>2</sup> of floor space, maintained for a 10-year period. The products under study have a 10-year service life under ANSI/BIFMA X5.5 and therefore do not require replacements to meet the functional unit. The area of each table was calculated in accordance with the method outlined by section 3 of the PCR.

## LCA Stages



*Materials Acquisition & Pre-Processing* | Includes raw material extraction, pre-processing of materials, and transport to production.

*Production* | Includes component and final assembly manufacturing operations, both by Haworth and upstream suppliers, as well as intermediate transport and packaging requirements.

*Distribution, Storage, and Use* | Includes an average distribution to customers. No additional storage is required. There are no impacts associated with use of the product.

*End-of-Life* | Includes transport to and disposal of product and packaging based on average US recycling rates.

## LCA Information

General principles of allocation were based on ISO 14040/44. Where possible, allocation was avoided. At the part supplier production facilities, manufacturing inputs and outputs are allocated to co-products by mass because of the use of secondary datasets and no primary data available for part suppliers. At Haworth assembly facilities, manufacturing inputs and outputs are allocated to co-products based on economic value. This choice was deemed the most appropriate at Haworth facilities due to the availability of data on economic value. As a default, Sphera Managed LCA Content datasets use a physical mass basis for allocation.

Throughout the study recycled materials were accounted for via the cut-off method. Under this method, impacts and benefits associated with the previous life of a raw material from recycled stock are excluded from the system boundary and includes the impacts associated with reprocessing and preparation of recycled materials. Additionally, impacts and benefits associated with secondary functions of materials at end of life are also excluded.

Production of capital goods, infrastructure, and personnel-related activities are excluded, as required by the BIFMA PCR for tables.

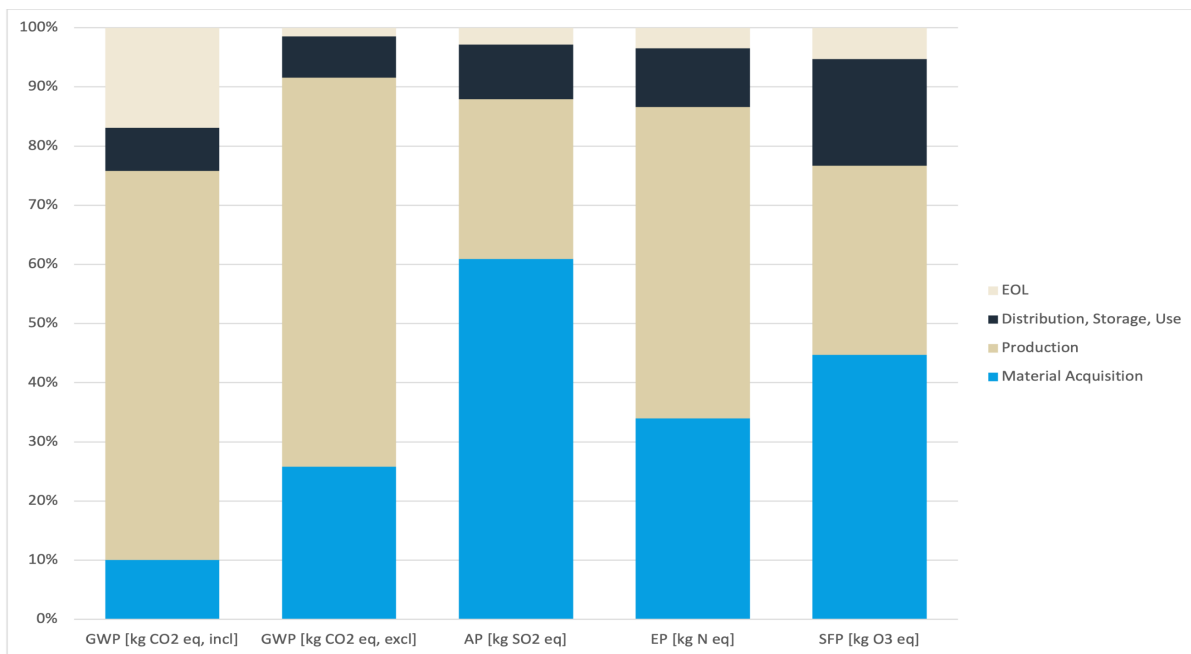
LCA Results

All results are given per functional unit, which is 1 m<sup>2</sup> of floor space, maintained for a 10-year period. Results are reported separately by life cycle stage per the BIFMA PCR for tables. It is discouraged to use of results for Material Acquisition and Production without considering the results for End of Life.

Impact Category	Material Acquisition	Production	Distribution, Storage, Use	EOL	Total
<i>IPCC AR6 LCIA Impacts</i>					
Global Warming Potential, incl biogenic [kg CO <sub>2</sub> eq]	1.19E+01	7.81E+01	8.63E+00	2.01E+01	<b>1.19E+02</b>
Global Warming Potential, excl biogenic [kg CO <sub>2</sub> eq]	3.17E+01	8.08E+01	8.63E+00	1.79E+00	<b>1.23E+02</b>
<i>TRACI 2.1 LCIA Impacts (North America)</i>					
Acidification Potential [kg SO <sub>2</sub> eq]	2.25E-01	9.99E-02	3.41E-02	1.05E-02	<b>3.69E-01</b>
Eutrophication Potential [kg N eq]	8.46E-03	1.31E-02	2.47E-03	8.69E-04	<b>2.49E-02</b>
Ozone Depletion Potential [kg CFC 11 eq]	8.42E-08	1.88E-12	1.80E-14	3.34E-08	<b>1.18E-07</b>
Smog Formation Potential [kg O <sub>3</sub> eq]	2.41E+00	1.72E+00	9.71E-01	2.85E-01	<b>5.39E+00</b>
<i>Resource Use Indicators</i>					
Renewable primary resources used as energy carrier [MJ]	6.17E+02	1.44E+02	2.28E+00	3.90E-01	<b>7.63E+02</b>
Renewable primary resources with energy content used as material [MJ]	0.00E+00	1.92E+01	0.00E+00	0.00E+00	<b>1.92E+01</b>
Renewable primary resources, total [MJ]	6.17E+02	1.63E+02	2.28E+00	3.90E-01	<b>7.82E+02</b>
Non-renewable primary resources used as energy carrier [MJ]	-2.43E+02	1.10E+03	1.22E+02	9.39E+00	<b>9.88E+02</b>
Non-renewable primary resources with energy content used as a material [MJ]	-2.43E+02	1.10E+03	1.22E+02	9.39E+00	<b>9.88E+02</b>
Non-renewable primary resources, total [MJ]	-4.86E+02	2.20E+03	2.44E+02	1.88E+01	<b>1.98E+03</b>
Recovered energy [MJ]	0.00E+00	2.30E+00	0.00E+00	9.03E+01	<b>9.26E+01</b>
Net fresh water usage [kg]*	4.42E-01	2.31E-01	7.14E-03	4.92E-02	<b>7.29E-01</b>

\*Water usage from electricity generation is included

The chart below presents the relative contribution of each life cycle stage to the TRACI 2.1 and IPCC environmental impact categories by life cycle stage per the BIFMA PCR for tables.



Additionally, results have been calculated using LCIA methodologies for core environmental impact categories specified in EN 15804+A2, as well as LCI indicators required by EN15804+A2. Results are reported per functional unit. For this product, 0.598 unit of product is required to meet the functional unit. The results are relative expressions and do not predict impacts on category endpoints, the exceeding of thresholds, safety margins, or risks. It is discouraged to use of results for A1-A3 without considering the results for C1-C4.

	Product Stage	Construction Stage			Use Stage							End of Life			Benefits and Loads Beyond the System Boundary	
	A1-A3	A4	A5	B1	B2	B3	B4	B5	B6	B7	C1	C2	C3	C4	D	
GWP-GHG [kg CO2 eq.]	9.00E+01	8.63E+00	1.40E+00	0	0	0	0	0	0	0	0	6.62E-02	1.78E+01	8.16E-01	-8.82E+00	
Climate Change - total [kg CO2 eq.]	1.12E+02	8.63E+00	4.17E-01	0	0	0	0	0	0	0	0	6.39E-02	6.74E-01	3.70E-02	-9.96E+00	
Climate Change, fossil [kg CO2 eq.]	-2.24E+01	3.32E-03	9.80E-01	0	0	0	0	0	0	0	0	2.28E-03	1.71E+01	7.79E-01	1.15E+00	
Climate Change, biogenic [kg CO2 eq.]	1.25E-02	3.92E-03	2.90E-05	0	0	0	0	0	0	0	0	1.41E-05	4.18E-06	3.06E-05	-8.61E-03	
Climate Change, land use and land use change [kg CO2 eq.]	8.05E-08	8.54E-13	2.12E-13	0	0	0	0	0	0	0	0	4.58E-15	2.35E-08	6.17E-14	-1.71E-11	
Ozone depletion [kg CFC-11 eq.]	3.79E-01	3.66E-02	3.74E-04	0	0	0	0	0	0	0	0	6.24E-04	9.58E-03	2.06E-04	-2.79E-02	
Acidification [Mole of H+ eq.]	5.15E-04	1.66E-05	2.12E-06	0	0	0	0	0	0	0	0	6.16E-08	1.34E-07	2.48E-06	-1.61E-05	
Eutrophication, freshwater [kg P eq.]	6.71E-02	1.78E-02	1.33E-04	0	0	0	0	0	0	0	0	3.14E-04	4.13E-03	2.83E-04	-6.26E-03	
Eutrophication, marine [kg N eq.]	7.62E-01	1.95E-01	1.65E-03	0	0	0	0	0	0	0	0	3.45E-03	4.85E-02	7.77E-04	-6.37E-02	
Eutrophication, terrestrial [Mole of N eq.]	2.31E-01	4.40E-02	3.56E-04	0	0	0	0	0	0	0	0	5.91E-04	1.07E-02	4.75E-04	-1.91E-02	
Photochemical ozone formation, human health [kg NMVOC eq.]	4.64E-05	5.43E-07	2.50E-09	0	0	0	0	0	0	0	0	1.09E-09	-6.71E-07	9.74E-10	-9.96E-06	
Resource use, mineral and metals [kg Sb eq.]*	1.80E+03	1.14E+02	7.36E-01	0	0	0	0	0	0	0	0	9.12E-01	7.17E+00	5.49E-01	-2.00E+02	
Resource use, fossils [MJ]*	1.47E+01	2.08E-01	1.56E-01	0	0	0	0	0	0	0	0	8.89E-04	1.95E+00	3.29E-03	-5.74E-01	
Water use [m <sup>3</sup> world equiv.]*	9.00E+01	8.63E+00	1.40E+00	0	0	0	0	0	0	0	0	6.62E-02	1.78E+01	8.16E-01	-8.82E+00	

	Product Stage	Construction Stage			Use Stage							End of Life			Benefits and Loads Beyond the System Boundary	
	A1-A3	A4	A5	B1	B2	B3	B4	B5	B6	B7	C1	C2	C3	C4	D	
Use of renewable primary energy (PERE) [MJ]	7.80E+02	2.28E+00	1.33E-01	0	0	0	0	0	0	0	0	1.05E-02	1.97E-01	4.95E-02	-4.75E+01	
Primary energy resources used as raw materials (PERM) [MJ]	1.92E+01	0	0	0	0	0	0	0	0	0	0	0	0	0	0	
Total use of renewable primary energy resources (PERT) [MJ]	7.99E+02	2.28E+00	1.33E-01	0	0	0	0	0	0	0	0	1.05E-02	1.97E-01	4.95E-02	-4.75E+01	
Use of non-renewable primary energy (PENRE) [MJ]	1.33E+03	1.22E+02	7.43E-01	0	0	0	0	0	0	0	0	9.24E-01	7.17E+00	5.49E-01	-2.01E+02	
Non-renewable primary energy resources used as raw materials (PENRM) [MJ]	4.74E+02	0	0	0	0	0	0	0	0	0	0	0	0	0	0	
Total use of non-renewable primary energy resources (PENRT) [MJ]	1.80E+03	1.22E+02	7.43E-01	0	0	0	0	0	0	0	0	9.24E-01	7.17E+00	5.49E-01	-2.01E+02	
Input of secondary material (SM) [kg]	3.05E+00	0	0	0	0	0	0	0	0	0	0	0	0	0	0	
Use of renewable secondary fuels (RSF) [MJ]	0	0	0	0	0	0	0	0	0	0	0	0	0	0	0	
Use of non renewable secondary fuels (NRSF) [MJ]	0	0	0	0	0	0	0	0	0	0	0	0	0	0	0	
Use of net fresh water (FW) [m3]	6.72E-01	7.14E-03	3.70E-03	0	0	0	0	0	0	0	0	2.78E-05	4.53E-02	9.40E-05	-2.32E-01	
Hazardous waste disposed (HWD) [kg]	5.80E-04	2.88E-10	2.55E-11	0	0	0	0	0	0	0	0	6.42E-13	8.94E-13	4.62E-11	-9.63E-06	
Non-hazardous waste disposed (NHWD) [kg]	3.84E+00	7.47E-03	2.21E-01	0	0	0	0	0	0	0	0	4.28E-05	2.29E-02	3.74E-01	-8.09E-01	
Radioactive waste disposed (RWD) [kg]	4.67E-02	2.85E-04	2.45E-05	0	0	0	0	0	0	0	0	7.27E-07	3.83E-04	6.50E-06	-6.26E-03	
High-level radioactive waste, conditioned, to final repository (HLRW) [kg]	5.57E-05	3.39E-07	2.09E-08	0	0	0	0	0	0	0	0	8.63E-10	6.46E-07	5.64E-09	-4.00E-06	
Intermediate- and low-level radioactive waste, conditioned, to final repository (ILLRW) [kg]	4.67E-02	2.84E-04	2.45E-05	0	0	0	0	0	0	0	0	7.26E-07	3.83E-04	6.49E-06	-6.25E-03	

	Product Stage	Construction Stage			Use Stage							End of Life			Benefits and Loads Beyond the System Boundary	
	A1-A3	A4	A5	B1	B2	B3	B4	B5	B6	B7	C1	C2	C3	C4	D	
Components for re-use (CRU) [kg]	0	0	0	0	0	0	0	0	0	0	0	0	0	0	0	
Materials for Recycling (MFR) [kg]	2.07E-01	0	1.74E+00	0	0	0	0	0	0	0	0	0	1.42E+01	0	0	
Material for Energy Recovery (MER) [kg]	0	0	0	0	0	0	0	0	0	0	0	0	0	0	0	
Total recovered energy exported from the product system (EEE and EET) [MJ]	2.30E+00	0	6.05E+00	0	0	0	0	0	0	0	0	0	8.42E+01	0	0	
Particulate matter [Disease incidences]	1.30E-05	2.25E-07	2.63E-09	0	0	0	0	0	0	0	0	5.82E-09	3.41E-08	1.98E-09	-2.50E-07	
Ionizing radiation, human health [kBq U235 eq.]*	3.98E+00	2.38E-02	3.72E-03	0	0	0	0	0	0	0	0	5.68E-05	6.59E-03	9.60E-04	-1.21E+00	
Ecotoxicity, freshwater [CTUe]*	5.87E+02	9.58E+01	4.56E-01	0	0	0	0	0	0	0	0	1.04E+00	9.27E-01	9.50E-01	-6.92E+01	
Human toxicity, cancer [CTUh]*	9.62E-07	1.74E-09	2.26E-11	0	0	0	0	0	0	0	0	1.68E-11	2.38E-10	2.38E-11	-3.77E-09	
Human toxicity, non-cancer [CTUh]*	1.14E-06	3.09E-08	1.34E-09	0	0	0	0	0	0	0	0	3.24E-10	1.80E-08	2.91E-09	-9.42E-08	
Land Use [Pt]*	2.97E+02	8.31E+00	1.61E-01	0	0	0	0	0	0	0	0	2.91E-02	2.68E-02	4.77E-02	-2.47E+02	

The life cycle modules are defined by EN 15804 as follows: Product Stage – raw material supply, transport, and manufacturing; Construction Stage – distribution and installation; Use Stage – use of installed product, maintenance, repair, replacement, refurbishment, operational energy use, and operational water use; End of Life - deconstruction, transport of waste, waste processing, and disposal; Benefits and Loads Beyond the System Boundary - credits from energy and material capture.

\*This impact category deals mainly with the eventual impact of low dose ionizing radiation on human health of the nuclear fuel cycle. It does not consider effects due to possible nuclear accidents, occupational exposure nor due to radioactive waste disposal in underground facilities. Potential ionizing radiation from the soil, from radon and from some construction materials is also not measured by this indicator.

\*\*The results of this environmental impact indicator shall be used with care as the uncertainties on these results are high or as there is limited experience with the indicator.

Functional Unit	
Parameter	Value
Declared unit	1 m <sup>2</sup> floorspace maintained for a 10-year period
Number of occupants	4
Reference service life required	10 years
Biogenic carbon in product	8.72 kg C
Biogenic carbon in packaging	0.75 kg C

#### A4: Transport to the building site

Parameter	Value per functional unit	Value per functional unit
Transportation type	Truck	Air
Fuel consumption (l/km)	0.42 diesel	4,240 kerosene
Distance	1424 km	0.0378 km
Capacity utilization	67%	66%
Capacity utilization volume factor	=1	=1
Weight of product (kg)		25.267
Volume (m <sup>3</sup> )		1.23

#### A5: Installation in the building

Parameter	Value per functional unit
Packaging waste produced	2.738 kg
Installation Assumptions	No product waste, Installed with hand tools.

#### B2: Maintenance

Parameter	Value per functional unit
Maintenance Process	No maintenance is expected for this product
Maintenance cycle	0
Ancillary Materials for maintenance (kg/cycle)	0
Waste materials resulting from maintenance (kg)	0
Net fresh water consumption during maintenance (m <sup>3</sup> )	0
Energy input during maintenance (kWh)	0

#### Reference service life (RSL)

Parameter	Value per functional unit
Reference service life	10 years
Design application parameters	Use as indicated in product brochure and warranty
Declared product properties	Properties given in product description on page 3
Indoor environment	Typical office and home environment
Use conditions	Typical office and home use

#### B3: Repair

Parameter	Value per functional unit
Repair process	No repairs are expected for this product
Inspection process	No repairs are expected for this product
Repair cycle (#/RSL)	0
Ancillary materials (kg)	0
Waste materials from repair (kg)	0
Net freshwater consumption during repair (m <sup>3</sup> )	0
Energy input during repair (kWh)	0

#### B4: Replacement

Parameter	Value per functional unit
Replacement cycle (#/RSL)	0
Energy input during replacement (kWh)	0
Exchange of worn parts during the products life cycle (kg)	0

#### B5: Refurbishment

Parameter	Value per functional unit
Refurbishment process	No refurbishment is expected for this product
Refurbishment cycle (#/RSL)	0
Energy input during refurbishment (kWh)	0
Material input for refurbishment (kg)	0
Waste material resulting from refurbishment (kg)	0

#### B6 and B7: Use of energy and Use of Water

Parameter	Value per functional unit
Ancillary materials (kg)	0
Net freshwater consumption (m <sup>3</sup> )	0
Power output of equipment (kW)	0
Characteristic performance	n/a

#### C1-C4: End-of-life

Parameter	Value per functional unit
Weight of product collected	25.267 kg
Weight to recycling	4.489 kg
Weight to energy recovery	3.887 kg
Weight to landfill	16.891 kg
Distance to recycling	32.2 km
Distance to energy recovery	32.2 km
Distance to landfill	32.2 km

## References

1. EN 15804:2012+A2:2019/AC:2021, Sustainability of construction works – Environmental product declarations – Core rules for the product category of construction products
2. ISO 14040: 2006/ Amd 1:2020: Environmental Management – Life cycle assessment – Requirements and Guidelines.
3. ISO 14044: 2006/ Amd 1:2017/ Amd 2:2020: Environmental Management – Life cycle assessment – Requirements and Guidelines – Amendment 1.
4. ISO 14025:2006 Environmental labels and declarations – Type III environmental declarations – Principles and Procedures.
5. ISO 21930:2017 Sustainability in buildings and civil engineering works – Core rules for environmental product declarations of construction products and services.
6. IPCC. (2021). Climate Change 2021: The Physical Science Basis. Contribution of Working Group I to the Sixth Assessment Report of the Intergovernmental Panel on Climate Change. [Masson-Delmotte, V., P. Zhai, A. Pirani, S.L. Connors, C. Péan, S. Berger, N. Caud, Y. Chen, L. Goldfarb, M.I. Gomis, M. Huang, K. Leitzell, E. Lonnoy, J.B.R. Matthews, T.K. Maycock, T. Waterfield, O. Yelekçi, R. Yu, and B. Zhou (eds.)]. Cambridge University Press. In Press.
7. Life Cycle Assessment, LCA Report for Haworth. WAP Sustainability Consulting. March 2024.
8. NSF International. BIFMA PCR for Tables: UNCPC 3812, valid through January 31, 2026
9. TRACI: The Tool for the Reduction and Assessment of Chemical and Other Environmental Impacts. Version 2.1 – User Guide - <https://nepis.epa.gov/Adobe/PDF/P100HN53.pdf>.
10. US EPA, 2022. *Facts and Figures about Materials, Waste and Recycling*.- <https://www.epa.gov/facts-and-figures-about-materials-waste-and-recycling/national-overview-facts-and-figures-materials>