

# Everwall™

AMER



Certified Environmental Product Declaration  
www.nsf.org



## About this product

Everwall is a prefabricated wall system offering the right balance of acoustic performance, aesthetic options and price. It combines design freedom with one of the fastest installations in the industry to delight both designers and installers.

The reference product is 4-pack Everwall walls and doors. The floor space is 37.16 m<sup>2</sup> meaning 0.027 units are required to meet the functional unit of 1 m<sup>2</sup> of physical floor space. A replacement of the glass component is required for a 10-year reference service life.

Date of Issue: May 18th, 2026  
Date of Expiration: May 18th, 2031

## Learn more

- Explore Steelcase environmental philosophy and commitments [overview](#).
- Find product details and sustainability certifications on the [product page](#) at steelcase.com.
- See our product [warranty](#).
- Contact [epd@steelcase.com](mailto:epd@steelcase.com) for any EPD-related questions or inquiries.

## About this document

This declaration describes the Life Cycle Assessment of Everwall produced for the Americas market by Steelcase Inc. in Athens, Alabama. The assessment is performed according to the ISO standards 14040 (2006), 14044 (2006) and 14025 (2006), and BIFMA PCR for Office Furniture Workspace v2 March 2025: UNCPC 3814 to generate an EPD for business-to-business communication.

## ASSESSMENT OVERVIEW

<b>EPD commissioner</b>	Steelcase® Inc
<b>Corporate Address</b>	901 44th Street SE Grand Rapids, Michigan 49508-7594 United States
<b>Product group</b>	Workspace
<b>Product name</b>	Everwall
<b>Product intended use</b>	Office furniture
<b>Product reference service life</b>	10 years
<b>Reference standards</b>	ISO 14025, ISO 14040, ISO 14044, ISO 21930
<b>EPD scope</b>	Cradle-to-gate with options A1-A3, A4-A5, B1, B4, C1-C4, and optionally D
<b>EPD number</b>	EPD11217
<b>Date of issuance</b>	May 18th, 2026
<b>Date of expiration</b>	May 18th, 2031
<b>EPD type</b>	Product specific
<b>EPD Product Coverage</b>	Everwall for the Americas market
<b>Intended audience</b>	Business to business (B2B)
<b>Year of reported manufacturer data</b>	2025
<b>Functional unit</b>	One square meter of physical floor space for a reference service life of 10 years
<b>Applicable markets/regions</b>	AMER
<b>LCA software and database version</b>	GaBi 10.6.2.9; GaBi database, 2022.2
<b>LCIA methodology and version number</b>	TRACI 2.2, CML2001, IPCC AR6, ISO 21930
<b>Program administrator</b>	NSF Certification LLC 789 N. Dixboro, Ann Arbor, MI 48105 www.nsf.org
<b>Reference PCR and version number</b>	BIFMA PCR for Office Furniture Workspace Products UNCPC 3814, Version 2
<b>PCR reviewer</b>	Review Panel Chaired by Alex Mlsna
<b>EPD reviewer</b>	<p>External review conducted by:</p>  <p>Jim Mellentine, Thrive ESG                      This declaration and its Life Cycle Assessment was independently verified in accordance with ISO standards 14040 (2006), 14044 (2006) and 14025 (2006), BIFMA PCR for Office Furniture Workspace v2 March 2025, and ISO 21930.</p>
<b>LCA reviewer</b>	<p>External review conducted by:</p>  <p>Jim Mellentine, Thrive ESG                      The product Life Cycle Assessment was conducted in accordance with ISO 14044, ISO 21930, and the reference PCR.</p>
<b>Disclaimer</b>	<p>The PCR this EPD was based on was written to determine the potential environmental impacts of a workspace product from cradle-to-gate with options A1-A3, A4-A5, B1, B4, C1-C4, and optionally D. It was not written to support comparative assertions. EPDs based on different PCRs, or different calculation models, may not be comparable. When attempting to compare EPDs or life cycle impacts of products from different companies, the user should be aware of the uncertainty in the results, due to and not limited to, the practitioner’s assumptions, the source of the data used in the study, and the specifics of the product modeled.</p>

## ASSESSMENT PARAMETERS

### Functional unit

One square meter of physical floor space for a reference service life of 10 years under ANSI/BIFMA X5.6-2016 (R2021), Panel Systems.

The floor space of the referenced model is 37.16 m<sup>2</sup> meaning 0.027 units are required to meet the functional unit of 1 m<sup>2</sup> of physical floor space. All Everwall components have a 10-year Limited Lifetime Warranty except for the glass, which has a 5-year warranty (standard for the glass industry). Although replacement is not anticipated to be necessary, 2 units of glass components are included to meet the functional unit requirements. Picture does not show entire product.

### Product scope

The product assessed is a typical application that represents Everwall's statement of line: a 4-pack configuration of Everwall walls and doors. Includes the following types of walls: solid, clerestory and glass in painted, laminate and fabric surfaces, painted and anodized frames, and glass. Configuration also includes swing and sliding doors with painted and anodized frames, and glass and veneer door leaves. Also included to complete the applications are intersections and posts, frame couplers and seals, and all door hardware items. The photo to the right is not the exact product assessed; it is a visual representation of a similar 1-pack Everwall product. Styles included in the assessment:



NEAHSL (kit hardware frame door)	NEDLSWS (door leaf swing solid)	NESIA (acoustic insulation)
NEAHSW (swing door frame)	NEDSBS (door hardware)	NESLSH (housing drop door slider)
NEASSL (acoustic skin seal)	NEDTSL (rail track slider)	NESSB (solid skin brackets)
NEASSS (acoustic skin seal)	NEFC (frame coupler)	NESSC (solid skin latches)
NECTS (ceiling track)	NEFK (frame kit)	NESSF (solid skin fabric)
NEDFSLSL (door frame slider)	NEGK (glass kit)	NESSL (solid skin laminate)
NEDFSWS (door frame swing)	NEGTC (glazing tape clear)	NESSPSV2 (solid skin steel)
NEDHCL (door hardware)	NEP2 (junction 2-way)	NESSS (solid skin screws)
NEDHPPH (hardware push handle)	NEP3 (junction 3-way)	NESWDHBH (door hardware)
NEDLSLPE (door leaf slider)	NESFC (structural frame clerestory)	NESWDHSH (door hardware slim)
NEDLSWPE (door leaf swing)	NESFS (structural frame solid)	NEUGP (unitized glass panel)

Results presented on the subsequent pages are for Everwall manufactured in Steelcase's Athens, Alabama plant. Per the PCR, Everwall is classified as subcategory Option F: PODS – Privacy (room in a room).




### Assessment goal and scope

The potential environmental impacts of Everwall and its packaging throughout its entire life cycle – including raw materials extraction, production, transport, use, and end of life – were assessed. In the absence of primary information, the GaBi database was used for secondary data.

The life cycle stages included in this assessment follow the BIFMA PCR for Office Furniture Workspace Products UNCPC 3814, Version 2. Material acquisition and pre-processing (including transportation), production, distribution, use and end-of-life are assessed for the systems product.

### Assessment boundary

The Life Cycle Assessment considers the full life cycle of the product as described here from cradle to gate A1-A3 with options, A4-A5, B1, B4, C1-C4, and optionally Module D. Life cycle stages included in this assessment follow the BIFMA PCR for Office Furniture Workspace V2 March 2025: UNCPC 3814. Because the BIFMA PCR serves as the core PCR, life cycle stages and phases are first presented according to the PCR for Workspace.

	Stage	Status
 <p><b>Cradle to inbound gate</b> <b>MATERIALS ACQUISITION</b> Raw material extraction, pre-processing and transportation of materials to suppliers.</p>	A1. Raw material supply	✓
	A2. Transport	✓
	<p><b>Gate to gate</b> <b>PRODUCTION PROCESS</b> Transportation of furniture components and materials from Tier 1 suppliers to Steelcase final manufacturing facility. External and internal production</p>	
	A3. Manufacturing	✓
	A4. Transport	✓
	A5. Installation	✓
	B1. Use	✓
	B2. Maintenance/cleaning	MND
	B3. Repair	MND
	B4. Replacement	✓
	B5. Refurbishment	MND
	B6. Operational energy use	MND
	B7. Operational water use	MND
	C1. Disassembly	✓
	C2. Transport	✓
	C3. Waste processing	✓
	C4. Disposal	✓
 <p><b>Gate to grave</b> <b>DISTRIBUTION, USE AND END OF LIFE</b> Distribution of products, installation, use and end of life.</p>	D. Reuse/recovery	MND
<p><b>Beyond the boundary</b></p>		

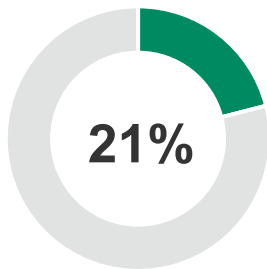
## MATERIALS

The product composition, packaging composition, pre- and post-consumer recycled content, and recyclability visuals below relate specifically to 1 m<sup>2</sup> of the Everwall configuration listed above.

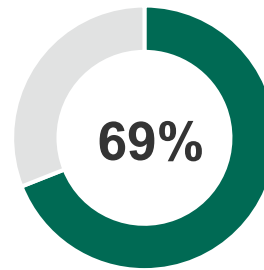
Product composition per functional unit			Post-consumer		Pre-consumer	
Material	Weight (kg)	Weight (%)	%	Weight (kg)	%	Weight (kg)
Aluminum	20.267	26.85%	-	-	2%	0.481
Particle Board	19.537	25.88%	-	-	49%	9.491
Glass	18.872	25.00%	-	-	-	-
Steel	13.074	17.32%	23%	3.007	22%	2.876
Plywood	1.831	2.43%	-	-	-	-
Polypropylene	1.149	1.52%	-	-	-	-
ABS	0.374	0.50%	-	-	85%	0.318
Nylon 6/66	0.173	0.23%	-	-	-	-
EPDM	0.083	0.11%	-	-	-	-
POM	0.055	0.07%	-	-	-	-
PU foam	0.042	0.06%	-	-	-	-
Others	0.035	0.05%	-	-	-	-
<b>Total</b>	<b>75.491</b>	<b>100%</b>	-	<b>3.007</b>	-	<b>13.166</b>

Product packaging per functional unit			Post-consumer		Pre-consumer	
Material	Weight (kg)	Weight (%)	%	Weight (kg)	%	Weight (kg)
Solid wood	23.926	88.99%	-	-	-	-
OSB	1.465	5.45%	-	-	-	-
Cardboard	1.064	3.96%	40%	0.426	-	-
Paper	0.257	0.96%	-	-	-	-
EPP	0.112	0.41%	-	-	-	-
PE	0.033	0.12%	-	-	-	-
EPE	0.027	0.10%	-	-	-	-
Other	0.002	0.01%	-	-	-	-
<b>Total</b>	<b>26.886</b>	<b>100%</b>	-	<b>0.426</b>	-	-

### Product recycled content\* and recyclability\*\* summary



TOTAL RECYCLED CONTENT \*



RECYCLABILITY BY WEIGHT\*\*

\*Total recycled content based on supplier's data. The source of recycled content of various materials could be either post-industrial or post-consumer based on market availability. Excludes packaging.

\*\*Recyclability rate is the maximum amount of the product that is recyclable, based on the availability of recycling facilities in the regions and the ability of the product to be disassembled. Per the requirements of the PCR, the end-of-life results presented in this EPD were calculated using the US EPA's Warm Model within the 2020 Municipal Solid Waste Report for parts that can be disassembled. Excludes packaging.

**RESULTS**

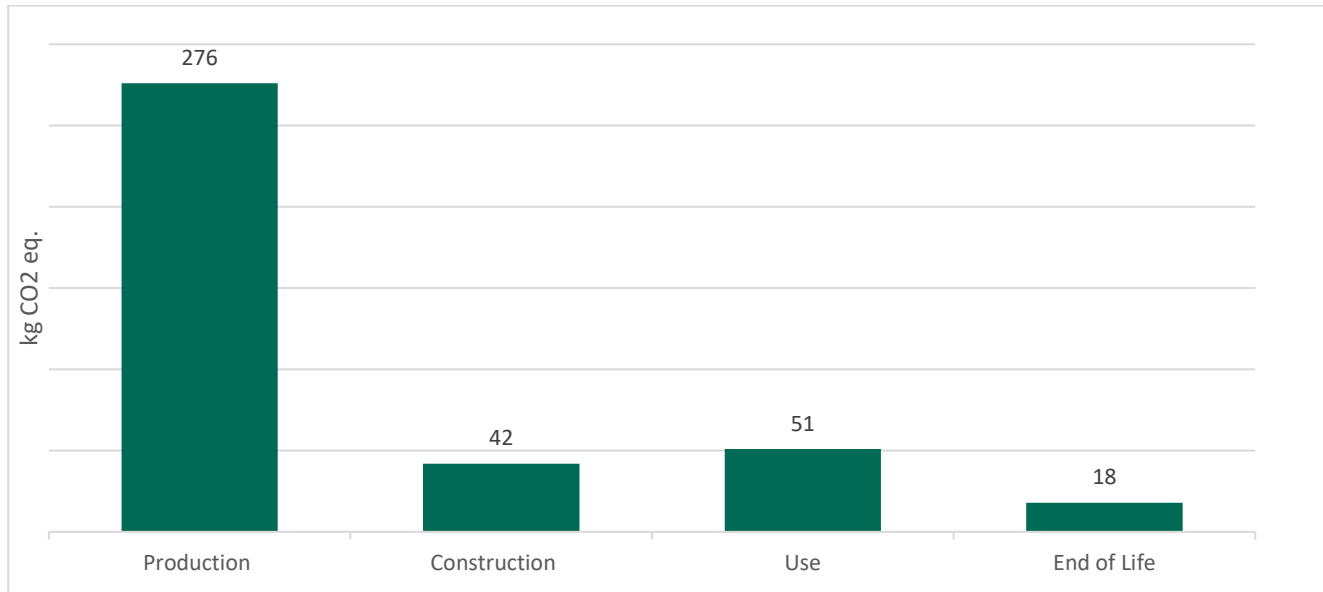
**Life cycle impact by category and stage**

Environmental impacts were calculated using the GaBi software platform. Impact results according to the BIFMA PCR have been calculated using TRACI 2.2, IPCC AR6, CML200, and ISO 21930 for multiple LC indicators. Results presented in this report are for one square meter of physical floor space for one occupant for 10 years. Additionally, the results are relative expressions and do not predict impacts on category endpoints, the exceeding of thresholds, safety margins. Use stage modules B2, B3, B5-B7 not declared.

Methods: IPCC AR6, TRACI 2.2, ISO 21930, CML 2001

Environmental impact indicators	Unit	Production			Construction			Use			End of Life		Totals
		A1–A3	A4	A5	B1	B4	C1	C2	C3	C4			
(GWP) Global warming potential 100 years excludes biogenic carbon	kg CO2eq	2.76E+02	2.68E+01	1.52E+01	0	5.11E+01	0	4.09E-01	3.48E+00	1.40E+01		<b>3.87E+02</b>	
(GWP) Global warming potential 100 years includes biogenic carbon	kg CO2eq	2.31E+02	2.69E+01	2.85E+01	0	2.63E+01	0	4.11E-01	8.88E+00	2.01E+01		<b>3.42E+02</b>	
(AP) Acidification potential	kg SO2e	1.20E+00	1.46E-01	4.87E-02	0	2.34E-01	0	2.42E-03	1.92E-02	4.28E-02		<b>1.69E+00</b>	
(POCP) Photochemical ozone creation	kg O3 eq	1.62E+01	3.35E+00	3.21E-01	0	5.16E+00	0	6.44E-02	3.28E-01	2.53E-01		<b>2.56E+01</b>	
(EP) Eutrophication - marine	kg N eq	4.94E-01	1.36E-01	1.71E-02	0	1.58E-01	0	2.08E-03	8.96E-03	1.40E-02		<b>8.31E-01</b>	
(ODP) Ozone depletion	kg CFC-11eq	1.09E-08	9.00E-12	1.69E-12	0	8.49E-11	0	1.31E-13	4.32E-12	4.95E-12		<b>1.10E-08</b>	
<b>Carbon emissions and removals</b>													
(BCRP) Biogenic carbon removal from product	kg CO2eq	4.05E+00	0.00E+00	0.00E+00	0	0.00E+00	0	0.00E+00	0.00E+00	0.00E+00		<b>4.05E+00</b>	
(BCEP) Biogenic carbon emission from product	kg CO2eq	0.00E+00	0.00E+00	0.00E+00	0	0.00E+00	0	0.00E+00	0.00E+00	3.90E-02		<b>3.90E-02</b>	
(BCRK) Biogenic carbon removal from packaging	kg CO2eq	4.82E+01	0.00E+00	0.00E+00	0	4.39E+01	0	0.00E+00	0.00E+00	0.00E+00		<b>9.20E+01</b>	
(BCEK) Biogenic carbon emission from packaging	kg CO2eq	0.00E+00	0.00E+00	1.32E+01	0	1.26E+01	0	0.00E+00	0.00E+00	0.00E+00		<b>2.57E+01</b>	
(BCEW) Biogenic carbon emission from combustion of renewable waste used in production	kg CO2eq	0.00E+00	0.00E+00	0.00E+00	0	0.00E+00	0	0.00E+00	0.00E+00	0.00E+00		<b>0.00E+00</b>	
(CCE) Calcination carbon emissions	kg CO2eq	0.00E+00	0.00E+00	0.00E+00	0	0.00E+00	0	0.00E+00	0.00E+00	0.00E+00		<b>0.00E+00</b>	
(CCR) Carbonation carbon removal	kg CO2eq	0.00E+00	0.00E+00	0.00E+00	0	0.00E+00	0	0.00E+00	0.00E+00	0.00E+00		<b>0.00E+00</b>	
(CWNRR) Carbon emission from combustion of non-renewable waste used in production	kg CO2eq	0.00E+00	0.00E+00	0.00E+00	0	0.00E+00	0	0.00E+00	0.00E+00	0.00E+00		<b>0.00E+00</b>	
<b>Output flows and waste categories</b>													
(HWD) Hazardous waste disposed	kg	4.40E-05	6.89E-08	2.37E-09	0	5.18E-07	0	1.02E-09	4.12E-10	5.86E-09		<b>4.46E-05</b>	
(NHWD) Non-hazardous waste disposed	kg	6.69E+01	3.91E-02	1.12E+01	0	3.04E+01	0	5.47E-04	1.97E+00	3.94E+01		<b>1.50E+02</b>	
(HLRW) High-level radioactive waste, conditioned, to final repository	kg	4.53E-05	1.26E-06	1.61E-07	0	1.27E-05	0	1.88E-08	1.86E-07	5.49E-07		<b>6.01E-05</b>	
(ILLRW) Intermediate- and low-level radioactive waste, conditioned, to final repository	kg	3.88E-02	1.06E-03	1.39E-04	0	1.15E-02	0	1.58E-05	1.59E-04	4.68E-04		<b>5.21E-02</b>	
(CRU) Components for re-use	kg	0.00E+00	0.00E+00	0.00E+00	0	0.00E+00	0	0.00E+00	0.00E+00	0.00E+00		<b>0.00E+00</b>	
(MFR) Materials for recycling	kg	4.84E-03	0.00E+00	6.01E+00	0	4.09E+00	0	0.00E+00	1.16E+01	0.00E+00		<b>2.17E+01</b>	
(MER) Materials for energy recovery	kg	0.00E+00	0.00E+00	0.00E+00	0	0.00E+00	0	0.00E+00	0.00E+00	0.00E+00		<b>0.00E+00</b>	
(EEE) Recovered electrical energy exported from the product system	MJ	0.00E+00	0.00E+00	1.44E+01	0	1.39E+01	0	0.00E+00	1.47E+01	0.00E+00		<b>4.29E+01</b>	
(EET) Recovered thermal energy exported from the product system	MJ	0.00E+00	0.00E+00	4.32E+00	0	4.04E+00	0	0.00E+00	5.75E+00	0.00E+00		<b>1.41E+01</b>	
<b>Resource use indicators</b>													
(RPRr) Renewable primary resources used as energy carrier	MJ	1.47E+03	1.37E+01	1.11E+00	0	2.25E+02	0	1.80E-01	0.00E+00	3.15E+00		<b>1.71E+03</b>	
(RPRm) Renewable primary resources with energy content used as material	MJ	3.22E+02	0.00E+00	0.00E+00	0	2.75E+02	0	0.00E+00	0.00E+00	0.00E+00		<b>5.97E+02</b>	
(NRPRr) Non-renewable primary resources used as energy carrier	MJ	2.91E+03	3.40E+02	9.78E+00	0	5.24E+02	0	5.11E+00	4.12E+01	2.11E+01		<b>3.85E+03</b>	
(NRPRm) Non-renewable primary resources with energy content used as material	MJ	1.17E+02	0.00E+00	0.00E+00	0	1.44E+00	0	0.00E+00	0.00E+00	0.00E+00		<b>1.18E+02</b>	
(SM) Secondary materials	kg	1.77E+01	0.00E+00	0.00E+00	0	0.00E+00	0	0.00E+00	0.00E+00	0.00E+00		<b>1.77E+01</b>	
(RSF) Renewable secondary fuels	MJ	0.00E+00	0.00E+00	0.00E+00	0	0.00E+00	0	0.00E+00	0.00E+00	0.00E+00		<b>0.00E+00</b>	
(NRSF) Non-renewable secondary fuels	MJ	0.00E+00	0.00E+00	0.00E+00	0	0.00E+00	0	0.00E+00	0.00E+00	0.00E+00		<b>0.00E+00</b>	
(RE) Recovered energy	MJ	0.00E+00	0.00E+00	0.00E+00	0	0.00E+00	0	0.00E+00	0.00E+00	0.00E+00		<b>0.00E+00</b>	
(FW) Net freshwater use including water from electricity generation	M3	4.80E+00	1.13E-02	1.46E-02	0	8.66E-02	0	1.56E-04	3.61E-02	1.00E-02		<b>4.96E+00</b>	
Primary energy demand (renewable-nonrenewable energy and materials)	MJ	4.82E+03	3.54E+02	1.09E+01	0	1.03E+03	0	5.29E+00	4.10E+01	2.42E+01		<b>6.28E+03</b>	
(ADP) abiotic depletion potential fossil	MJ	3.04E+03	3.37E+02	9.39E+00	0	4.97E+02	0	5.07E+00	3.67E+01	1.98E+01		<b>3.95E+03</b>	

### Global warming potential summary



**387 kg  
total CO<sub>2</sub>-eq  
footprint**

## TECHNICAL INFORMATION AND SCENARIOS FOR MODULES BEYOND THE FACTORY GATE

### A4: Transport to the installation site

Parameter	Value per product	Value per product
Transportation type	Truck trailer	Ship
Fuel consumption (l/km)	0.42 diesel	130 heavy fuel oil
Distance*	1192 km	203.9 km

\*Weighted average distance per product market share

### A5: Installation in the building

Parameter	Value per functional unit
Installation Assumptions	No product waste Installed with hand tools
Energy use for installation	0 kWh
Transportation type for installation waste	Truck
Fuel consumption (l/km)	0.42 diesel
Distance	32.2 km
Packaging recycled	1.35 kg
Packaging to energy recovery	5.11 kg
Packaging to landfill	20.43 kg

### B1, B2, B3, B5, B6, B7: Use

There are no emissions, resources used, or transportation related to these modules

### B4: Replacements

Parameter	Value per functional unit
Replacement cycle	1 per RSL
Items replaced	All glass components
Amount of glass replaced	18.87 kg
Energy input during replacement	0 kWh
Final disposal of replaced parts	Landfilling
Transportation type	Truck
Fuel consumption (l/km)	0.42 diesel
Distance to waste processing site	32.2 km
Weight to landfill	18.87 kg

### C1- C4: End-of-life

Parameter	Value per functional unit
Method of deconstruction	Hand tools
Method of recycling	Mechanical recycling
Method of energy recovery	Incineration
Final disposal of remaining parts	Landfilling
Transportation type	Truck
Fuel consumption (l/km)	0.42 diesel
Distance to waste processing site	32.2 km
Weight to recycling	12.76 kg
Weight to energy recovery	12.55 kg
Weight to landfill	50.19 kg

### ADDITIONAL ENVIRONMENTAL INFORMATION

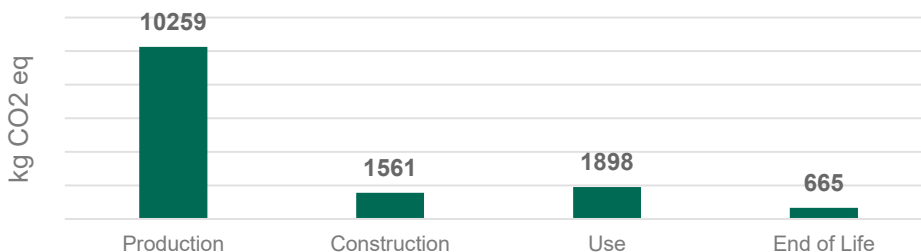
The following product composition, packaging composition, pre- and post-consumer recycled content and the global warming potential results represent the Everwall configuration in this study without scaling to the functional unit.

Product composition per full product			Post-consumer		Pre-consumer	
Material	Weight (kg)	Weight (%)	%	Weight (kg)	%	Weight (kg)
Aluminum	753.107	26.85%	-	-	2%	17.89
Particle Board	726.012	25.88%	-	-	49%	352.69
Glass	701.299	25.00%	-	-	-	-
Steel	485.836	17.32%	23%	111.74	22%	106.88
Plywood	68.038	2.43%	-	-	-	-
Polypropylene	42.689	1.52%	-	-	-	-
ABS	13.905	0.50%	-	-	85%	11.82
Nylon 6/66	6.421	0.23%	-	-	-	-
EPDM	3.071	0.11%	-	-	-	-
POM	2.032	0.07%	-	-	-	-
PU foam	1.553	0.06%	-	-	-	-
Others	1.289	0.05%	-	-	-	-
<b>Total</b>	<b>2805.251</b>	<b>100%</b>	-	<b>111.74</b>	-	<b>489.28</b>

Product packaging per full product			Post-consumer		Pre-consumer	
Material	Weight (kg)	Weight (%)	%	Weight (kg)	%	Weight (kg)
Solid wood	889.104	88.99%	-	-	-	-
OSB	54.431	5.45%	-	-	-	-
Cardboard	39.553	3.96%	40%	15.821	-	-
Paper	9.562	0.96%	-	-	-	-
EPP	4.146	0.41%	-	-	-	-
PE	1.215	0.12%	-	-	-	-
EPE	1.000	0.10%	-	-	-	-
Other	0.056	0.01%	-	-	-	-
<b>Total</b>	<b>999.067</b>	<b>100%</b>	-	<b>15.821</b>	-	<b>-</b>

IPCC AR6	Unit	Production			Use		End of Life				Totals
		A1-A3	A4	A5	B1	B4	C1	C2	C3	C4	
(GWP) Global warming potential 100 years excludes biogenic carbon	kg CO2eq	1.03E+04	9.95E+02	5.66E+02	0	1.90E+03	0	1.52E+01	1.29E+02	5.20E+02	1.44E+04

### Global warming potential summary



**14383 kg total CO<sub>2</sub>-eq footprint**

**Indoor air:** Steelcase Systems products are certified with SCS's Indoor Advantage Gold™ program, conforming to the ANSI/BIFMA Furniture Emissions Standard (M7.1/X7.1-2011 R2021) and CDPH/EHLB Standard Method (CA 01350) v1.2-2017. The certification can be found [here](#).

**Improper disposal of product:** At the end of its useful life, manage Steelcase products correctly in accordance with all applicable regulations for effective end-of-life management, including recycling, disposal, or incineration. Improper management may result in the release of chemicals that may represent a risk to the environment and human health & safety.

## REFERENCES

ANSI/BIFMA X5.5-2021, Desk and Table Products.

ANSI/BIFMA X5.6-2016 (R2021), Panel Systems.

ANSI/BIFMA X5.9, Storage Units.

ANSI/BIFMA e3, Furniture Sustainability Standard.

ACLCA Guidance to Calculating Non-LCIA Inventory Metrics in Accordance with ISO 21930:2017. May 2019

BIFMA PCR for Office Furniture Workspace V2 March 2025: UNCPC 3814

ISO 14025:2006 Environmental Labels and Declarations – Type III Environmental Declarations – Principles and Procedures.

ISO 14040:2006 Environmental Management – Life Cycle Assessment – Principles and Framework, Requirements and Guidelines.

ISO 14044:2006 Environmental Management – Life cycle assessment – Requirements and Guidelines.

ISO 14044: 2006/ Amd 1:2017 Environmental Management – Life cycle assessment – Requirements and Guidelines – Amendment 1.

ISO 21930:2017 Sustainability in buildings and civil engineering works — Core rules for environmental product declarations of construction products and services.

Life Cycle Assessment, LCA Report for Workspace Products by Steelcase. October 2025.

NSF Certification Policies for Environmental Product Declarations (EPD). November 1, 2022.



Visit [steelcase.com](https://steelcase.com)

 [facebook.com/Steelcase](https://facebook.com/Steelcase)

 [twitter.com/Steelcase](https://twitter.com/Steelcase)

 [youtube.com/SteelcaseTV](https://youtube.com/SteelcaseTV)

**Contact**  
For further questions, please contact:  
[epd@steelcase.com](mailto:epd@steelcase.com)