

# Privacy Wall

AMER



Certified Environmental Product Declaration  
www.nsf.org



## About this product

Privacy Wall and Privacy Wall Glass Selections is a high performance, moveable wall that gives you flexibility and modularity to accommodate today's needs, while also planning for the future.

The reference product is Privacy Wall 4-pack configuration containing Privacy Wall and Privacy Wall Glass Selections. The floor space is 44.59 m<sup>2</sup> meaning 0.022 units are required to meet the functional unit of 1 m<sup>2</sup> of physical floor space. A replacement of the glass component is required for a 10-year reference service life.

Date of Issue: June 5th, 2026

Date of Expiration: June 5th, 2031

## Learn more

- Explore Steelcase environmental philosophy and commitments [overview](#).
- Find product details and sustainability certifications on the [product page](#) at [steelcase.com](#).
- See our product [warranty](#).
- Contact [epd@steelcase.com](mailto:epd@steelcase.com) for any EPD-related questions or inquiries.

## About this document

This declaration describes the Life Cycle Assessment of Privacy Wall is produced for the Americas market by Steelcase Inc. Athens, Alabama. The assessment is performed according to the ISO standards 14040 (2006), 14044 (2006) and 14025 (2006), and BIFMA PCR for Office Furniture Workspace v2 March 2025: UNCPC 3814 to generate an EPD for business-to-business communication.

## ASSESSMENT OVERVIEW

<b>EPD commissioner</b>	Steelcase® Inc
<b>Corporate Address</b>	901 44th Street SE Grand Rapids, Michigan 49508-7594 United States
<b>Product group</b>	Workspace
<b>Product name</b>	Privacy Wall
<b>Product intended use</b>	Office furniture
<b>Product reference service life</b>	10 years
<b>Reference standards</b>	ISO 14025, ISO 14040, ISO 14044, ISO 21930
<b>EPD scope</b>	Cradle-to-gate with options A1-A3, A4-A5, B1, B4, C1-C4, and optionally D
<b>EPD number</b>	EPD11218
<b>Date of issuance</b>	June 5th, 2026
<b>Date of expiration</b>	June 5th, 2031
<b>EPD type</b>	Product specific
<b>EPD Product Coverage</b>	Privacy Wall for the Americas market
<b>Intended audience</b>	Business to business (B2B)
<b>Year of reported manufacturer data</b>	2025
<b>Functional unit</b>	One square meter of physical floor space for a reference service life of 10 years
<b>Applicable markets/regions</b>	AMER
<b>LCA software and database version</b>	GaBi 10.6.2.9; GaBi database, 2022.2
<b>LCIA methodology and version number</b>	TRACI 2.2, CML2001, IPCC AR6, ISO 21930
<b>Program administrator</b>	NSF Certification LLC 789 N. Dixboro, Ann Arbor, MI 48105 www.nsf.org
<b>Reference PCR and version number</b>	BIFMA PCR for Office Furniture Workspace Products UNCPC 3814, Version 2
<b>PCR reviewer</b>	Review Panel Chaired by Alex Mlsna
<b>EPD reviewer</b>	<p>External review conducted by:</p>  <p>Jim Mellentine, Thrive ESG                      This declaration and its Life Cycle Assessment was independently verified in accordance with ISO standards 14040 (2006), 14044 (2006) and 14025 (2006), BIFMA PCR for Office Furniture Workspace v2 March 2025, and ISO 21930.</p>
<b>LCA reviewer</b>	<p>External review conducted by:</p>  <p>Jim Mellentine, Thrive ESG                      The product Life Cycle Assessment was conducted in accordance with ISO 14044, ISO 21930, and the reference PCR.</p>
<b>Disclaimer</b>	<p>The PCR this EPD was based on was written to determine the potential environmental impacts of a workspace product from cradle-to-gate with options A1-A3, A4-A5, B1, B4, C1-C4, and optionally D. It was not written to support comparative assertions. EPDs based on different PCRs, or different calculation models, may not be comparable. When attempting to compare EPDs or life cycle impacts of products from different companies, the user should be aware of the uncertainty in the results, due to and not limited to, the practitioner’s assumptions, the source of the data used in the study, and the specifics of the product modeled.</p>

## ASSESSMENT PARAMETERS


### Functional unit

One square meter of physical floor space for a reference service life of 10 years under ANSI/BIFMA X5.6-2016 (R2021), Panel Systems.

The floor space of the referenced model is 44.59 m<sup>2</sup> meaning 0.022 units are required to meet the functional unit of 1 m<sup>2</sup> of physical floor space. All the Privacy Wall components have the standard Limited Lifetime Warranty except for glass, which has 5 years. 2 units of the glass component are included to meet the functional unit requirements.

### Product scope

The product assessed is a typical application that represents Privacy Wall's statement of line: Privacy Wall 4-pack configuration containing Privacy Wall and Privacy Wall Glass Selections. Includes the following types of wall panels: solid, glass, clerestory and glass and frame kits in paint, anodized aluminum, fabric and glass. Configuration also includes slider and swing doors in paint, anodized aluminum and glass. It includes other miscellaneous items, such as intersections, structure and electrical items required to complete the configuration. Styles included in the assessment:



- FELGTC – Glazing tape clear
- GPBTCPG - Trim base continuous
- GPBTCRNPG - Trim base corner
- GPBTPCPG - Trim base power and communication
- GPCKFPG – Kit ceiling fastener
- GPCRNTPG – Track ceiling corner
- GPCTB – Bypass cover
- GPCTPG – Track ceiling
- GPCTT – Ceiling track T-clip
- GPDBHPE – GS Hinge kit polished edge
- GPDHCL – Hardware packaging door cylindrical door
- GPDSBS – Screw in base stop
- GPDSDFSP – Door frame slider PW
- GPDSLSP - Door leaf slider glass PW
- GPDSDTSP – Track door slider PW
- GPDSHCTPS – Pull curved tubular slider PW
- GPFSHP1 – Feature strip half package of 1
- GPFSFP1 – Feature strip half package of
- GPFSFP25 - Feature strip package of 25
- GPGCP – Panel wall clerestory PW
- GPGP – Panel wall all glass PW
- GPGSCG - Panel wall clerestory GS
- GPGSDFSG – Door frame sliding door application
- GPGSDFSVS – Frameless sliding door vertical seal
- GPGSDLSP – Door leaf sliding door single application polish edge
- GPGSDBF – Door frame full single butt hinge GS
- GPGSDTSG - Track door sliding door single application GS
- GPGSFKG - Panel wall all glass kit GS
- GPGSFGG - Panel wall all glass GS
- GPGSFKP - Panel wall all glass, glass kit GS
- GPSSHPPHS – Pull – push handle
- GPLPESBF - Door leaf GS polished edge single butt hinge
- GPP2 – Post 2-way PW
- GPP3 – Post 3-way PW
- GPP4 – Post 4-way PW
- GPPC – Kit power cut in field

GPRCE – Filler cover power outlet package of 20  
GPSP - Panel wall solid PW  
GSPIMP8 – Power in – infeed multipurpose  
GSPRC - Receptable

Results presented on the subsequent pages are for Privacy Wall manufactured in Athens, Alabama. Per the PCR, Privacy Wall is classified as subcategory Option F: PODS – Privacy (room in a room).




### **Assessment goal and scope**

The potential environmental impacts of Privacy Wall and its packaging throughout its entire life cycle – including raw materials extraction, production, transport, use, and end of life – were assessed. In the absence of primary information, the GaBi database was used for secondary data.

The life cycle stages included in this assessment follow the BIFMA PCR for Office Furniture Workspace Products UNCPC 3814, Version 2. Material acquisition and pre-processing (including transportation), production, distribution, use and end-of-life are assessed for the systems product.

### Assessment boundary

The Life Cycle Assessment considers the full life cycle of the product as described here from cradle to gate A1-A3 with options, A4-A5, B1, B4, C1-C4, and optionally Module D. Life cycle stages included in this assessment follow the BIFMA PCR for Office Furniture Workspace V2 March 2025: UNCPC 3814. Because the BIFMA PCR serves as the core PCR, life cycle stages and phases are first presented according to the PCR for Workspace.

	Stage	Status
 <p><b>Cradle to inbound gate</b> <b>MATERIALS ACQUISITION</b> Raw material extraction, pre-processing and transportation of materials to suppliers.</p>	A1. Raw material supply	✓
	A2. Transport	✓
 <p><b>Gate to gate</b> <b>PRODUCTION PROCESS</b> Transportation of furniture components and materials from Tier 1 suppliers to Steelcase final manufacturing facility. External and internal production</p>	A3. Manufacturing	✓
	A4. Transport	✓
 <p><b>Gate to grave</b> <b>DISTRIBUTION, USE AND END OF LIFE</b> Distribution of products, installation, use and end of life.</p>	A5. Installation	✓
	B1. Use	✓
	B2. Maintenance/cleaning	MND
	B3. Repair	MND
	B4. Replacement	✓
	B5. Refurbishment	MND
	B6. Operational energy use	MND
	B7. Operational water use	MND
	C1. Disassembly	✓
	C2. Transport	✓
	C3. Waste processing	✓
C4. Disposal	✓	
<b>Beyond the boundary</b>	D. Reuse/recovery	MND

## MATERIALS

The product composition, packaging composition, pre- and post-consumer recycled content, and recyclability visuals below relate specifically to 1 m<sup>2</sup> of the Privacy Wall configuration listed above.

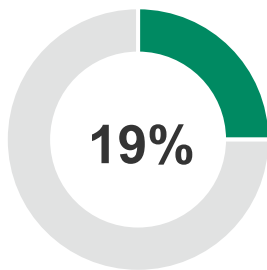
### Product composition per functional unit

Material	Weight (kg)	Weight (%)	Post-consumer		Pre-consumer	
			%	Weight (kg)	%	Weight (kg)
Steel	29.153	40.77%	24	7.00	22	6.41
Glass	24.496	34.36%	0	0	0	0
Fiberboard	9.852	13.78%	0	0	0	0
Aluminum	7.134	9.98%	0	0	0	0
PP	0.160	0.22%	0	0	0	0
Nylon 6/66	0.154	0.22%	0	0	0	0
Copper	0.150	0.21%	0	0	0	0
HIPS	0.149	0.21%	0	0	0	0
Others	0.094	0.13%	0	0	0	0
Polyester fabric	0.087	0.12%	0	0	0	0
Adhesives, tape	0.078	0.11%	0	0	0	0
<b>Total</b>	<b>71.506</b>	<b>100%</b>	<b>--</b>	<b>7</b>	<b>--</b>	<b>6.41</b>

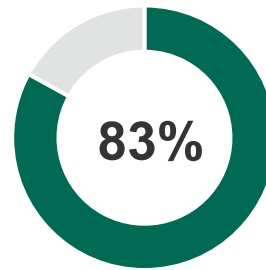
### Product packaging per functional unit

Material	Weight (kg)	Weight (%)	Post-consumer		Pre-consumer	
			%	Weight (kg)	%	Weight (kg)
Cardboard	1.738	7.46%	40	0.70	0	0
Solid wood	21.084	90.55%	0	0	0	0
Paper	0.412	1.77%	0	0	0	0
PE	0.044	0.19%	0	0	0	0
EPP	0.004	0.02%	0	0	0	0
Steel	0.003	0.01%	0	0	0	0
<b>Total</b>	<b>23.284</b>	<b>100%</b>	<b>--</b>	<b>0.70</b>	<b>--</b>	<b>0</b>

### Product recycled content\* and recyclability\*\* summary



**TOTAL RECYCLED CONTENT \***



**RECYCLABILITY BY WEIGHT\*\***

\*Total recycled content based on supplier's data. The source of recycled content of various materials could be either post-industrial or post-consumer based on market availability. Excludes packaging.

\*\*Recyclability rate is the maximum amount of the product that is recyclable, based on the availability of recycling facilities in the regions and the ability of the product to be disassembled. Per the requirements of the PCR, the end-of-life results presented in this EPD were calculated using the US EPA's Warm Model within the 2020 Municipal Solid Waste Report for parts that can be disassembled. Excludes packaging.

## RESULTS

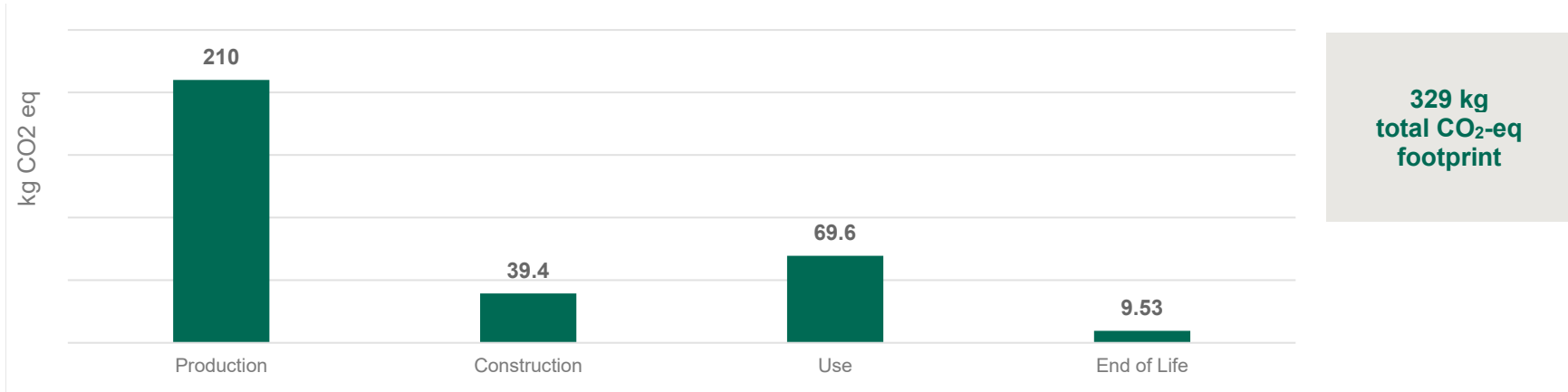
### Life cycle impact by category and stage

Environmental impacts were calculated using the GaBi software platform. Impact results according to the BIFMA PCR have been calculated using TRACI 2.2, IPCC AR6, CML200, and ISO 21930 for multiple LC indicators. Results presented in this report are for one square meter of physical floor space for one occupant for 10 years. Additionally, the results are relative expressions and do not predict impacts on category endpoints, the exceeding of thresholds, safety margins. Use stage modules B2, B3, B5-B7 not declared.

Methods: IPCC AR6, TRACI 2.2, ISO 21930, CML 2001

Environmental impact indicators	Unit	Production	Construction	Use		End of Life				Totals	
		A1-A3	A4	A5	B1	B4	C1	C2	C3		C4
(GWP) Global warming potential 100 years excludes biogenic carbon	kg CO2eq	2.10E+02	2.60E+01	1.33E+01	0	6.96E+01	0	3.88E-01	1.70E+00	7.44E+00	3.29E+02
(GWP) Global warming potential 100 years includes biogenic carbon	kg CO2eq	1.63E+02	2.62E+01	2.49E+01	0	4.78E+01	0	3.90E-01	4.19E+00	1.03E+01	2.77E+02
(AP) Acidification potential	kg SO2e	8.52E-01	1.41E-01	4.27E-02	0	3.30E-01	0	2.29E-03	1.02E-02	2.34E-02	1.40E+00
(POCP) Photochemical ozone creation	kg O3 eq	1.34E+01	3.25E+00	2.81E-01	0	7.52E+00	0	6.07E-02	1.71E-01	1.87E-01	2.49E+01
(EP) Eutrophication – fresh water	kg P eq	2.21E-04	1.69E-05	4.62E-05	0	6.72E-05	0	2.11E-07	0.00E+00	2.53E-05	3.77E-04
(EP) Eutrophication - marine	kg N eq	4.01E-01	1.32E-01	1.50E-02	0	2.43E-01	0	1.96E-03	4.65E-03	8.43E-03	8.06E-01
(ODP) Ozone depletion	kg CFC-11eq	4.24E-08	9.03E-12	1.44E-12	0	8.64E-11	0	1.29E-13	2.32E-12	5.78E-12	4.25E-08
<b>Carbon emissions and removals</b>											
(BCRP) Biogenic carbon removal from product	kg CO2eq	1.52E+01	0.00E+00	0.00E+00	0	0.00E+00	0	0.00E+00	0.00E+00	0.00E+00	1.52E+01
(BCEP) Biogenic carbon emission from product	kg CO2eq	0.00E+00	0.00E+00	0.00E+00	0	0.00E+00	0	0.00E+00	0.00E+00	1.52E+01	1.52E+01
(BCRK) Biogenic carbon removal from packaging	kg CO2eq	4.20E+01	0.00E+00	0.00E+00	0	3.86E+01	0	0.00E+00	0.00E+00	0.00E+00	8.07E+01
(BCEK) Biogenic carbon emission from packaging	kg CO2eq	0.00E+00	0.00E+00	4.20E+01	0	3.86E+01	0	0.00E+00	0.00E+00	0.00E+00	8.07E+01
(BCEW) Biogenic carbon emission from combustion of renewable waste used in production	kg CO2eq	0.00E+00	0.00E+00	0.00E+00	0	0.00E+00	0	0.00E+00	0.00E+00	0.00E+00	0.00E+00
(CCE) Calcination carbon emissions	kg CO2eq	0.00E+00	0.00E+00	0.00E+00	0	0.00E+00	0	0.00E+00	0.00E+00	0.00E+00	0.00E+00
(CCR) Carbonation carbon removal	kg CO2eq	0.00E+00	0.00E+00	0.00E+00	0	0.00E+00	0	0.00E+00	0.00E+00	0.00E+00	0.00E+00
(CWNR) Carbon emission from combustion of non-renewable waste used in production	kg CO2eq	0.00E+00	0.00E+00	0.00E+00	0	0.00E+00	0	0.00E+00	0.00E+00	0.00E+00	0.00E+00
<b>Output flows and waste categories</b>											
(HWD) Hazardous waste disposed	kg	1.16E-05	6.92E-08	2.05E-09	0	6.85E-07	0	1.01E-09	0.00E+00	6.83E-09	1.23E-05
(NHWD) Non-hazardous waste disposed	kg	2.62E+01	3.88E-02	9.68E+00	0	3.51E+01	0	5.32E-04	1.07E+00	4.59E+01	1.18E+02
(HLRW) High-level radioactive waste, conditioned, to final repository	kg	2.67E-05	1.20E-06	1.41E-07	0	1.57E-05	0	1.73E-08	9.43E-08	6.72E-07	4.45E-05
(ILLRW) Intermediate- and low-level radioactive waste, conditioned, to final repository	kg	2.30E-02	1.01E-03	1.20E-04	0	1.39E-02	0	1.45E-05	8.08E-05	5.72E-04	3.87E-02
(CRU) Components for re-use	kg	0.00E+00	0.00E+00	0.00E+00	0	0.00E+00	0	0.00E+00	0.00E+00	0.00E+00	0.00E+00
(MFR) Materials for recycling	kg	1.12E-02	0.00E+00	5.07E+00	0	3.60E+00	0	0.00E+00	1.27E+01	0.00E+00	2.14E+01
(MER) Materials for energy recovery	kg	0.00E+00	0.00E+00	0.00E+00	0	0.00E+00	0	0.00E+00	0.00E+00	0.00E+00	0.00E+00
(EEE) Recovered electrical energy exported from the product system	MJ	0.00E+00	0.00E+00	1.26E+01	0	1.22E+01	0	0.00E+00	6.36E+00	0.00E+00	3.11E+01
(EET) Recovered thermal energy exported from the product system	MJ	0.00E+00	0.00E+00	3.66E+00	0	3.52E+00	0	0.00E+00	2.20E+00	0.00E+00	9.38E+00
<b>Resource use indicators</b>											
(RPRe) Renewable primary resources used as energy carrier	MJ	9.52E+02	1.33E+01	9.62E-01	0	2.11E+02	0	1.69E-01	0.00E+00	3.62E+00	1.18E+03
(RPRm) Renewable primary resources with energy content used as material	MJ	2.72E+02	0.00E+00	0.00E+00	0	2.42E+02	0	1.69E-01	0.00E+00	3.62E+00	5.15E+02
(NRPRe) Non-renewable primary resources used as energy carrier	MJ	2.15E+03	3.30E+02	8.50E+00	0	7.95E+02	0	4.83E+00	2.22E+01	2.41E+01	3.34E+03
(NRPRm) Non-renewable primary resources with energy content used as material	MJ	2.01E+02	0.00E+00	0.00E+00	0	0.00E+00	0	0.00E+00	0.00E+00	0.00E+00	2.01E+02
(SM) Secondary materials	kg	5.40E+00	0.00E+00	0.00E+00	0	0.00E+00	0	0.00E+00	0.00E+00	0.00E+00	5.40E+00
(RSF) Renewable secondary fuels	MJ	0.00E+00	0.00E+00	0.00E+00	0	0.00E+00	0	0.00E+00	0.00E+00	0.00E+00	0.00E+00
(NRSF) Non-renewable secondary fuels	MJ	0.00E+00	0.00E+00	0.00E+00	0	0.00E+00	0	0.00E+00	0.00E+00	0.00E+00	0.00E+00
(RE) Recovered energy	MJ	0.00E+00	0.00E+00	0.00E+00	0	0.00E+00	0	0.00E+00	0.00E+00	0.00E+00	0.00E+00
(FW) Net freshwater use including water from electricity generation	M3	6.16E+00	1.02E-02	1.27E-02	0	1.05E-01	0	1.35E-04	1.83E-02	1.10E-02	6.31E+00
Primary energy demand (renewable-nonrenewable energy and materials)	MJ	3.78E+03	3.44E+02	9.46E+00	0	0.00E+00	0	5.00E+00	2.21E+01	2.78E+01	4.19E+03
(ADP) abiotic depletion potential fossil	MJ	2.47E+03	3.28E+02	8.16E+00	0	0.00E+00	0	4.79E+00	1.98E+01	2.25E+01	2.85E+03

### Global warming potential summary



## TECHNICAL INFORMATION AND SCENARIOS FOR MODULES BEYOND THE FACTORY GATE

### A4: Transport to the installation site

Parameter	Value per product	Value per product
Transportation type	Truck trailer	Ship
Fuel consumption (l/km)	0.42 diesel	130 heavy fuel oil
Distance*	2011 km	10 km

\*Weighted average distance per product market share

### A5: Installation in the building

Parameter	Value per functional unit
Installation Assumptions	No product waste Installed with hand tools
Energy use for installation	0 kWh
Transportation type for installation waste	Truck
Fuel consumption (l/km)	0.42 diesel
Distance	32.2 km
Packaging to recycling	1.48 kg
Packaging to energy recovery	4.36 kg
Packaging to landfill	17.44 kg

### B1, B2, B3, B4, B5, B6, B7: Use

There are no emissions, resources used, or transportation related to these modules

### B4: Replacements

Parameter	Value per functional unit
Replacement cycle	1 per RSL
Items replaced	All glass components
Amount of glass replaced	24.49 kg
Energy input during replacement	0 kWh
Final disposal of replaced parts	Landfilling
Transportation type	Truck
Fuel consumption (l/km)	0.42 diesel
Distance to waste processing site	32.2 km
Weight to landfill	24.49 kg

### C1- C4: End-of-life

Parameter	Value per functional unit
Method of deconstruction	Hand tools
Method of recycling	Mechanical recycling
Method of energy recovery	Incineration
Final disposal of remaining parts	Landfilling
Transportation type	Truck
Fuel consumption (l/km)	0.42 diesel
Distance to waste processing site	32.2 km
Weight to recycling	17.24 kg
Weight to energy recovery	10.94 kg
Weight to landfill	43.77 kg

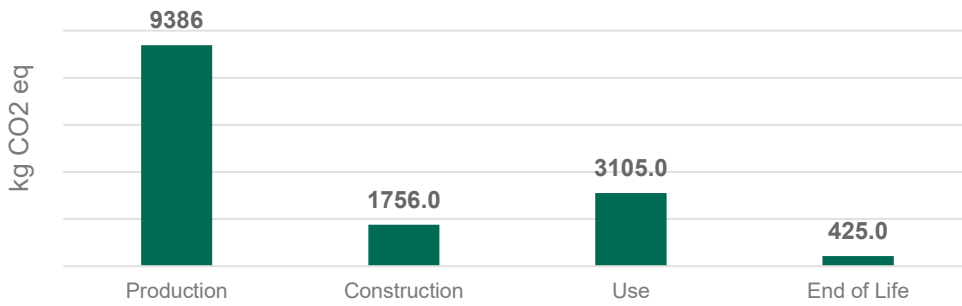
### ADDITIONAL ENVIRONMENTAL INFORMATION

The following product composition, packaging composition, pre- and post-consumer recycled content and the global warming potential results represent the Privacy Wall configuration in this study without scaling to the functional unit.

Product composition per functional unit			Post-consumer		Pre-consumer	
Material	Weight (kg)	Weight (%)	%	Weight (kg)	%	Weight (kg)
Steel	1300	40.77%	24	312	22	286
Glass	1092	34.36%	0	0	0	0
Fiberboard	439	13.78%	0	0	0	0
Aluminum	318	9.98%	0	0	0	0
PP	7.14	0.22%	0	0	0	0
Nylon 6/66	6.87	0.22%	0	0	0	0
Copper	6.69	0.21%	0	0	0	0
HIPS	6.63	0.21%	0	0	0	0
Others	4.20	0.13%	0	0	0	0
Polyester fabric	3.86	0.12%	0	0	0	0
Adhesives, tape	3.49	0.11%	0	0	0	0
<b>Total</b>	<b>3189</b>	<b>100%</b>	<b>--</b>	<b>312</b>	<b>--</b>	<b>286</b>

Product packaging			Post-consumer		Pre-consumer	
Material	Weight (kg)	Weight (%)	%	Weight (kg)	%	Weight (kg)
Cardboard	77.5	7.46%	40	31	0	0
Solid wood	940	90.55%	0	0	0	0
Paper	18.4	1.77%	0	0	0	0
PE	1.97	0.19%	0	0	0	0
EPP	0.159	0.02%	0	0	0	0
Steel	0.144	0.01%	0	0	0	0
<b>Total</b>	<b>1038</b>	<b>100%</b>	<b>--</b>	<b>31</b>	<b>--</b>	<b>0</b>

IPCC AR6	Unit	Production			Use		End of Life				Totals
		A1-A3	A4	A5	B1	B4	C1	C2	C3	C4	
(GWP) Global warming potential 100 years excludes biogenic carbon	kg CO2eq	9.39E+03	1.16E+03	5.95E+02	0	3.10E+03	0	1.73E+01	7.60E+01	3.32E+02	1.47E+04



**14672 kg  
total CO<sub>2</sub>-eq  
footprint**

**Indoor air:** Steelcase Systems products are certified with SCS’s Indoor Advantage Gold™ program, conforming to the ANSI/BIFMA Furniture Emissions Standard (M7.1/X7.1-2011 R2021) and CDPH/EHLB Standard Method (CA 01350) v1.2-2017. The certification can be found [here](#).

**Improper disposal of product:** At the end of its useful life, manage Steelcase products correctly in accordance with all applicable regulations for effective end-of-life management, including recycling, disposal, or incineration. Improper management may result in the release of chemicals that may represent a risk to the environment and human health & safety.

**REFERENCES**

ANSI/BIFMA X5.5-2021, Desk and Table Products.  
 ANSI/BIFMA X5.6-2016 (R2021), Panel Systems.  
 ANSI/BIFMA X5.9, Storage Units.  
 ANSI/BIFMA e3, Furniture Sustainability Standard.  
 ACLCA Guidance to Calculating Non-LCIA Inventory Metrics in Accordance with ISO 21930:2017. May 2019  
 BIFMA PCR for Office Furniture Workspace V2 March 2025: UNCPC 3814  
 ISO 14025:2006 Environmental Labels and Declarations – Type III Environmental Declarations – Principles and Procedures.  
 ISO 14040:2006 Environmental Management – Life Cycle Assessment – Principles and Framework, Requirements and Guidelines.  
 ISO 14044:2006 Environmental Management – Life cycle assessment – Requirements and Guidelines.  
 ISO 14044: 2006/ Amd 1:2017 Environmental Management – Life cycle assessment – Requirements and Guidelines – Amendment 1.  
 ISO 21930:2017 Sustainability in buildings and civil engineering works — Core rules for environmental product declarations of construction products and services.  
 Life Cycle Assessment, LCA Report for Workspace Products by Steelcase. October 2025.  
 NSF Certification Policies for Environmental Product Declarations (EPD). November 1, 2022.



Visit [steelcase.com](https://steelcase.com)



**Contact**  
 For further questions, please contact:  
[epd@steelcase.com](mailto:epd@steelcase.com)